

# STATISTICAL INFERENCE FOR RENEWAL PROCESSES

F. COMTE<sup>1</sup> AND C. DUVAL<sup>1</sup>

**ABSTRACT.** We consider nonparametric estimation for interarrival times density of a renewal process. For continuous time observation, a projection estimator in the orthonormal Laguerre basis is built. Nonstandard decompositions lead to bounds on the mean integrated squared error (MISE), from which rates of convergence on Sobolev-Laguerre spaces are deduced, when the length of the observation interval gets large. The more realistic setting of discrete time observation is more difficult to handle. A first strategy consists in neglecting the discretization error. A more precise strategy aims at taking into account the convolution structure of the data. Under a simplifying "dead-zone" condition, the corresponding MISE is given for any sampling step. In the three cases, an automatic model selection procedure is described and gives the best MISE, up to a logarithmic term. The results are illustrated through a simulation study. **July 11, 2017**

**Keywords.** Density deconvolution. Laguerre basis. Nonparametric estimation. Renewal processes.

## 1. INTRODUCTION

**1.1. Model and Observations.** Let  $R$  be a renewal process. More precisely, we denote by  $(T_0, T_1, \dots, T_n, \dots)$  the jump times of  $R$ , such that  $(D_i := T_i - T_{i-1})_{i \geq 1}$  are i.i.d. with density  $\tau$  with respect to the Lebesgue measure supported on  $[0, \infty)$ . The first jump time  $T_0$  may have a different distribution  $\tau_0$ . The renewal process  $R$  is a process that counts how many jumps occurred until a given time  $t$ , *i.e.*

$$(1) \quad R_t = \sum_{i=0}^{\infty} \mathbf{1}_{T_i \leq t}.$$

These processes are used to describe the occurrences of random events: for instance in seismology, they modelize the occurrence of earthquakes (see *e.g.* Alvarez (2005) or Epifani *et al.* (2014)).

In this paper we are interested in estimating the density  $\tau$ . We will often assume that

$$(A1) \quad \mu := \int_0^{\infty} x\tau(x)dx < \infty.$$

We consider two different sampling schemes: first, the complete observation setting, where  $R$  is continuously observed over  $[0, T]$  and second, an incomplete observation setting, where  $R$  is observed at a sampling rate  $\Delta$  over  $[0, T]$ , where  $\Delta$  is either small or fixed. The continuous observation scheme, whose study reveals to be more delicate than it may first appear, will be used as a reference point for the discrete sampling scheme. Indeed, continuous time observations are more informative and a procedure based on discrete observations can, at best, attain the same rates as an optimal procedure based on the continuous observations.

Estimation of the interarrival distribution for renewal processes goes back to Vardi (1982) who proposed a consistent algorithm, based on the maximization of the likelihood. It permits to estimate this distribution from the observation of  $K$  independent trajectories (see also Vardi

---

<sup>1</sup>MAP5, UMR CNRS 8145, Université Paris Descartes.

(1989) and the generalization of Soon & Woodroffe (1996), Guédon & Coccozza-Thivent (2003) and Adekpedjou *et al.* (2010); we also refer to the review of Gill & Keiding (2010) and the references therein). Assuming that only endpoints  $R_t$ , for a given time  $t > 0$ , are observed and assuming a Gamma distributed interarrival distribution, Miller & Bhat (1997) proposed a parametric estimator also based on maximum likelihood techniques. However, in the aforementioned literature, the asymptotic properties of the estimators are not investigated, therefore, rates of convergence are not derived.

**1.2. Continuous observation scheme.** Without loss of generality we set  $T_0 = 0$ , or equivalently  $\tau_0(dx) = \delta_0(dx)$ . Suppose that  $R$  is continuously observed over  $[0, T]$ , namely we observe  $(R_t, t \in [0, T])$ . From this, we extract the observations  $(D_1, \dots, D_{R_T})$  to estimate the density  $\tau$ . The counting process  $R_T$  is such that

$$(2) \quad T_{R_T} = \sum_{j=1}^{R_T} D_j \leq T \quad \text{and} \quad T_{R_T+1} = \sum_{j=1}^{R_T+1} D_j > T,$$

therefore, we are not in the classical i.i.d. density estimation problem. This implies that  $R_T$  and  $D_j$  are dependent and that the quantity  $D_{R_T+1}$  is not observed. In addition, the random number  $R_T$  of observations depends itself on the unknown density  $\tau$ . Then, the statistic  $R_T$  is not ancillary. Moreover, due to this particularity, our dataset is subject to bias selection: there is a strong representation of small elapsed times  $D$  and long interarrival times are observed less often.

These issues are clearly explained in Hoffmann & Olivier (2016) who consider a related model: age dependent branching processes. Our framework can be formalized as a degenerate age dependent branching process: we study a particle with random lifetime governed by the density  $\tau$  and at its death it gives rise to one other particle with a lifetime governed by the same density  $\tau$ . The difference with Hoffmann & Olivier (2016), is that in their work the underlying structure of the model is a Bellman-Harris process which has a tree representation whereas our tree contains only one branch, a case they exclude. Therefore the solutions they propose to circumvent the latter difficulties do not apply in our setting. In particular, they derive rates of convergence as functions of the Malthus parameter, which needs to be nonzero to ensure consistency. But in the Poisson process case (which is a particular renewal process) it is easy to see that this Malthus parameter is null. Therefore, in the sequel we will employ different techniques to deal with these issues.

**1.3. Discrete observation scheme.** Suppose now that we observe the process  $R$  over  $[0, T]$  at a sampling rate  $\Delta$ , namely, we observe  $(R_{i\Delta}, i = 1, \dots, \lfloor T\Delta^{-1} \rfloor)$ . This setting introduces three difficulties. Firstly, the increments  $R_{i\Delta} - R_{(i-1)\Delta}$  are not independent. Secondly, they are not identically distributed. Thirdly, the sample  $(R_{i\Delta}, i = 1, \dots, \lfloor T\Delta^{-1} \rfloor)$  does not bring a single realization of the density of interest  $\tau$ .

We consider two distinct strategies. First, if  $T$  is large and  $\Delta = \Delta_T$  is small enough, we show that neglecting the discretization error leads to an estimator with properties similar to the one which has access to the whole trajectory. It also permits to bypass the aforementioned difficulties.

Otherwise, if we do not wish to impose a constraint on  $\Delta$ , these difficulties need to be handled. The first difficulty is easily overcome as the dependency structure in the sample is not severe and can be treated without additional assumptions. The second problem can be circumvented by imposing a particular value for  $T_0$  that ensures stationarity of the increments. More precisely,

assuming that (A1) holds and that  $T_0$  has density  $\tau_0$  defined by

$$(A2) \quad \tau_0(x) = \frac{\int_x^\infty \tau(s) ds}{\mu}, \quad x \geq 0,$$

the renewal process  $R$  given by (1) is stationary (see *e.g.* Lindvall (1992) or Daley & Vere-Jones (2003)). A careful study of the third difficulty leads us to conclude that we are facing a deconvolution problem where the distribution of the noise is, in general, unknown and even depends on the unknown density  $\tau$ . But, we add a simplifying assumption that permits to make explicit the distribution of the noise: we assume that there exists a positive number  $\Delta \geq \eta > 0$  such that  $\tau(x) = 0, \forall x \in [0, \eta]$  (see the so-called dead-zone assumption described below). This leads to a convolution model with noise distribution corresponding to a sum of two independent uniform densities.

**1.4. Main results and organization of the paper.** In this paper, we propose nonparametric projection strategies for the estimation of  $\tau$ , which are all based on the Laguerre basis. It is natural for  $\mathbb{R}^+$ -supported densities to choose a  $\mathbb{R}^+$ -supported orthonormal basis. Other compactly supported orthonormal basis, such as trigonometric or piecewise-polynomial basis, may also be considered provided their support can be rigorously defined. But in the discrete observation scheme, the choice of the Laguerre basis gets crucial. Indeed, deconvolution in presence of uniform noise presents specific difficulties: in the Fourier setting, it is required to divide by the characteristic function of the noise but in the present case, this Fourier transform is periodically zero. Specific solutions are needed (see Hall & Meister (2007) and Meister (2008)) which reveal to be rather difficult to implement. Kernel-type estimators are defined by Groneboom & Jongbloed (2003) or van Es (2011), which are easier to compute but still dedicated to this particular case. On the contrary, it appears that deconvolution in the Laguerre basis can be performed without restriction and is computationally easy. This tool has been proposed by Comte *et al.* (2017) and Mabon (2017) and can be applied here.

The article is organized as follows. The statistical context is described in Section 2. The continuous time observation scheme is shortly studied in Section 3, where we build a nonparametric projection estimator of  $\tau$ . An upper bound on the mean integrated squared risk (MISE) is proved, from which, under additional assumptions, we can derive rates of convergence on Sobolev-Laguerre spaces, for large  $T$ . A model selection procedure is defined and proved to lead to an automatic bias-variance compromise. The more realistic discrete time observation scheme with step  $\Delta$  is considered in Section 4. Under specific conditions on  $\Delta$ , the previous procedure is extended. Additional approximation terms appear in the MISE bound, which are taken into account in the model selection procedure. Removing the condition on  $\Delta$ , but under an additional dead-zone assumption on the process, a Laguerre deconvolution procedure is proposed, studied and discussed. An extensive simulation Section 5 allows to illustrate all those methods for different distributions  $\tau$  and when  $\Delta$  is varying. Part of the results are postponed in the Supplementary material. A concluding Section 6 ends the paper and presents ideas for dealing with a completely general setting. Most of the proofs are deferred to Section 7.

## 2. STATISTICAL CONTEXT

We consider projection estimators on the Laguerre basis in both continuous and discrete contexts. We start by describing the basis and associated regularity spaces.

**2.1. The Laguerre basis and spaces.** The following notations are used below. For  $t, v : \mathbb{R}^+ \rightarrow \mathbb{R}$  square integrable functions, we denote the  $\mathbb{L}^2$  norm and the  $\mathbb{L}^2$  scalar product respectively by

$\|t\| = (\int_0^\infty t(x)^2 dx)^{1/2}$  and  $\langle t, v \rangle = \int_0^\infty t(x)v(x)dx$ . The Laguerre polynomials  $(L_k)_{k \geq 0}$  and the Laguerre functions  $(\varphi_k)_{k \geq 0}$  are given by

$$L_k(x) = \sum_{j=0}^k (-1)^j \binom{k}{j} \frac{x^j}{j!}, \quad \varphi_k(x) = \sqrt{2}L_k(2x)e^{-x}\mathbf{1}_{x \geq 0}, \quad k \geq 0.$$

The collection  $(\varphi_k, k \geq 0)$  constitutes an orthonormal basis of  $\mathbb{L}^2(\mathbb{R}^+)$  (that is  $\langle \varphi_j, \varphi_k \rangle = \delta_{j,k}$  where  $\delta_{j,k}$  is the Kronecker symbol) and is such that  $|\varphi_k(x)| \leq \sqrt{2}$ ,  $\forall x \in \mathbb{R}^+$ ,  $\forall k \geq 0$ . For  $t \in \mathbb{L}^2(\mathbb{R}^+)$  and  $\forall x \in \mathbb{R}^+$ , we can write that

$$t(x) = \sum_{k=0}^{\infty} a_k(t)\varphi_k(x), \quad \text{where} \quad a_k(t) = \langle t, \varphi_k \rangle.$$

We define the  $m$ -dimensional space  $S_m = \text{span}(\varphi_0, \dots, \varphi_{m-1})$  and denote by  $t_m$  the orthonormal projection of  $t$  on  $S_m$ ; obviously, we have  $t_m = \sum_{k=0}^{m-1} a_k(t)\varphi_k$ . Moreover, many results rely on the following Lemma:

**Lemma 1.** *Assume that  $\tau \in \mathbb{L}^2(\mathbb{R}^+)$  and  $\mathbb{E}(D_1^{-1/2}) < +\infty$ . For  $m \geq 1$ ,*

$$\sum_{k=0}^{m-1} \int_0^{+\infty} [\varphi_k(x)]^2 \tau(x) dx \leq c^* \sqrt{m},$$

where  $c^*$  is a constant depending on  $\mathbb{E}(D_1^{-1/2})$  and  $\|\tau\|$ .

This result is a particular case of a Lemma proved in Comte and Genon-Catalot (2017); the proof is recalled in the Supplementary material, for sake of completeness. The condition  $\mathbb{E}(D_1^{-1/2}) < +\infty$  is rather weak and is satisfied by all classical densities. In particular, it holds if  $\tau$  takes a finite value in 0.

For  $s \geq 0$ , the Sobolev-Laguerre space with index  $s$  (see Bongioanni & Torrea (2009), Comte & Genon-Catalot (2015)) is defined by:

$$W^s = \left\{ f : (0, +\infty) \rightarrow \mathbb{R}, f \in \mathbb{L}^2((0, +\infty)), |f|_s^2 := \sum_{k \geq 0} k^s a_k^2(f) < +\infty \right\}.$$

where  $a_k(f) = \int_0^{+\infty} f(u)\varphi_k(u)du$ . For  $s$  integer, the property  $|f|_s^2 < +\infty$  can be linked with regularity properties of the function  $f$  (existence of  $s$ -order derivative, but not only). We define the ball  $W^s(M)$  :

$$W^s(M) = \{f \in W^s, |f|_s^2 \leq M\}.$$

On this ball, we can handle the term  $\|t - t_m\|^2$ : for  $t \in W^s(M)$  and  $t_m$  its orthogonal projection on  $S_m$ ,

$$(3) \quad \|t - t_m\|^2 = \sum_{k \geq m} a_k^2(t) \leq Mm^{-s}.$$

**2.2. Useful bounds.** To give explicit rates below, we need to know the order of quantities of the form  $\mathbb{E}[\mathbf{1}_{R_T \geq 1} R_T^{-\alpha}]$  for  $\alpha \geq 0$ . In addition to (A1), we require that the following holds: there exist positive constants  $\sigma^2$  and  $c$  such that

$$(A3) \quad \mathbb{E}[D_1^k] \leq \frac{k!}{2} \sigma^2 c^{k-2}, \quad \forall k \geq 2.$$

Assumption (A3) is a standard preliminary for applying a Bernstein inequality. It is fulfilled by Gaussian, sub-gaussian, Gamma or bounded densities. Under (A1) and (A3), we can establish the following result.

**Proposition 1.** *Assume that (A1) and (A3) hold. Let  $\alpha > 0$ , then we have*

$$(4) \quad \mathbb{E} \left[ \frac{\mathbf{1}_{R_T \geq 1}}{R_T^\alpha} \right] \leq \mathfrak{C}_1 T^{-\alpha},$$

where  $\mathfrak{C}_1$  is a constant depending on  $\mu, c, \sigma^2$  and  $\alpha$ .

If in addition  $T$  is large enough,  $T \geq T_0 = T_0(\mu, \sigma^2, c)$ , then it also holds that:

$$(5) \quad \mathbb{E} \left[ \frac{\mathbf{1}_{R_T \geq 1}}{R_T^\alpha} \right] \geq \mathfrak{C}_2 T^{-\alpha},$$

where  $\mathfrak{C}_2 = (1/4)(\mu/2)^\alpha$ .

Proposition 1 states both upper (4) and lower (5) bounds in order to control quantities of the form  $\mathbb{E}[\mathbf{1}_{R_T \geq 1} R_T^{-\alpha}]$ , for  $\alpha > 0$ . Only the upper bound is used in the sequel to compute the rates of convergence of the different estimators of  $\tau$ , but the lower bound ensures that the order in  $T$  of the upper bound is sharp.

### 3. CONTINUOUS TIME OBSERVATION SCHEME

In this section, we assume that the process  $R$  defined by (1) is continuously observed over  $[0, T]$ . Thus, the jump times  $(T_i)_i$  occurring in the interval are known. We recall that  $D_i = T_i - T_{i-1}$ ,  $i = 1, 2, \dots$  with  $T_0 = 0$ .

**3.1. Projection estimator and upper risk bound.** We are in a density estimation problem where the target density is supported on  $[0, \infty)$ , we assume that  $\tau$  is square-integrable on  $\mathbb{R}^+$  and decompose it in the Laguerre basis  $\tau(x) = \sum_{k=0}^{\infty} a_k(\tau) \varphi_k(x)$ ,  $x \in [0, \infty)$  where  $a_k(\tau) = \langle \varphi_k, \tau \rangle$ . From this, we derive an estimator of  $\tau$  based on the sample  $(D_1, \dots, D_{R_T})$ , defined, for  $m \in \mathbb{N}$  and  $x \in [0, \infty)$ , by

$$(6) \quad \hat{\tau}_m(x) = \sum_{k=0}^{m-1} \hat{a}_k \varphi_k(x), \quad \text{where} \quad \hat{a}_k = \frac{1}{R_T} \sum_{i=1}^{R_T} \varphi_k(D_i), \quad 0 \leq k \leq m-1,$$

where by convention  $0/0 = 0$ . Clearly,  $\hat{\tau}_m$  is in fact an estimator of  $\tau_m$ , the orthogonal projection of  $\tau$  on  $S_m$ . Since  $R_T$  is not an ancillary statistic, conditioning on the value of  $R_T$  does not simplify the study of  $\hat{a}_k$ , in particular it is not possible to study easily its bias or its variance. We can bound the mean-square error of the estimator as follows.

**Theorem 1.** *Assume that  $\tau \in \mathbb{L}^2(\mathbb{R}^+)$ ,  $\|\tau\|_\infty < +\infty$  and that (A1) holds. Then, for any integer  $m$  such that  $m \leq cT$ , the estimator  $\hat{\tau}_m$  given by (6) satisfies*

$$\mathbb{E}[\|\hat{\tau}_m - \tau\|^2] \leq \|\tau - \tau_m\|^2 + 4c^* \sqrt{m} \mathbb{E} \left[ \frac{\mathbf{1}_{R_T \geq 1}}{R_T} \right] + \mathbf{C}_1 \|\tau\|_\infty e^{-\frac{\kappa' c^*}{2\|\tau\|_\infty} \sqrt{m}} + \mathbf{C}_2 \sqrt{\mathbb{E} \left[ \frac{T^6 \mathbf{1}_{R_T \geq 1}}{R_T^{10}} \right]} + \frac{\mu \|\tau\|^2}{T},$$

where  $c^*$  (see Lemma 7),  $\kappa'$ ,  $\mathbf{C}_1$  and  $\mathbf{C}_2$  are numerical constants.

Note that the assumption  $\|\tau\|_\infty < +\infty$  implies that  $\mathbb{E}[D_1^{-1/2}] < +\infty$ , which allows the use of Lemma 7. The bound given by Theorem 1 is a decomposition involving two main terms: a squared bias term,  $\|\tau - \tau_m\|^2$  and a variance term  $4c^* \sqrt{m} \mathbb{E}[\mathbf{1}_{R_T \geq 1}/R_T]$ . The term  $\exp(-\kappa' c^*/(2\|\tau\|_\infty) \sqrt{m})$

is negligible if  $m \geq 4\|\tau\|_\infty^2 \log^2(T)/(\kappa'c^*)^2$ . Conditions ensuring that the last term is indeed negligible follow from Proposition 1. This, together with inequality (3) easily gives the following Corollary.

**Corollary 1.** *Assume that (A1) and (A3) hold, that  $\|\tau\|_\infty < +\infty$  and that  $\tau$  belongs to  $W^s(M)$  where  $s \geq 1/2$ . Then, for  $T$  large enough, choosing  $m_{\text{opt}} \propto T^{1/(s+1/2)}$ , yields*

$$\mathbb{E}[\|\hat{\tau}_{m_{\text{opt}}} - \tau\|^2] \leq C(M, \sigma^2, c)T^{-2s/(2s+1)}$$

where  $C(M, \sigma^2, c)$  is a constant depending on  $M$  and  $(\sigma^2, c)$  from (A3), but not on  $T$ .

The rate stated in Corollary 1 corresponds to the Sobolev upper bound  $T^{-2s/(2s+1)}$  for density estimation from  $T$  i.i.d. observations drawn from the distribution  $\tau$ , which is a standard optimal density estimation rate.

**3.2. Adaptive procedure.** We propose a data driven way of selecting  $m$ . For this, we proceed by mimicking the bias-variance compromise. Setting

$$\mathcal{M}_T = \{\lfloor \log^2(T) \rfloor, \lfloor \log^2(T) \rfloor + 1, \dots, \lfloor T \rfloor\},$$

where  $\lfloor x \rfloor$  stands for the largest integer less than or equal to  $x$ , we select

$$\hat{m} = \arg \min_{m \in \mathcal{M}_T} (-\|\hat{\tau}_m\|^2 + \widehat{\text{pen}}(m)) \quad \text{where} \quad \widehat{\text{pen}}(m) = \kappa(1 + 2 \log(1 + R_T)) \frac{\sqrt{m}}{R_T} \mathbf{1}_{R_T \geq 1}.$$

Indeed, as  $\|\tau - \tau_m\|^2 = \|\tau\|^2 - \|\tau_m\|^2$ , the bias is estimated by  $-\|\hat{\tau}_m\|^2$  up to the unknown but unnecessary constant  $\|\tau\|^2$ . On the other hand, the penalty corresponds to a random version of the variance term increased by the logarithmic term  $\log(1 + R_T)$ . The quantity  $\kappa$  is a numerical constant, see details in Section 5. We prove the following result.

**Theorem 2.** *Assume that  $\tau \in \mathbb{L}^2(\mathbb{R}^+)$ ,  $\|\tau\|_\infty < +\infty$ ,  $T \geq \exp(10\|\tau\|_\infty)$  and that (A1) holds. Then, there exists a value  $\kappa_0$  such that for any  $\kappa \geq \kappa_0$ , we have*

$$\mathbb{E}[\|\hat{\tau}_{\hat{m}} - \tau\|^2] \leq c_0 \inf_{m \in \mathcal{M}_T} \{\|\tau - \tau_m\|^2 + \mathbb{E}[\widehat{\text{pen}}(m)]\} + c_1(\|\tau\|_\infty \vee 1) \mathbb{E}^{1/2} \left[ \frac{T^8 \mathbf{1}_{R_T \geq 1}}{R_T^{10}} \right] + 8 \frac{\mu \|\tau\|^2}{T}$$

where  $c_0$  and  $c_1$  are numerical constants ( $c_0 = 4$  would suit).

Compared to the result stated in Theorem 1, the inequality obtained in Theorem 2 implies that the estimator  $\hat{\tau}_{\hat{m}}$  automatically reaches the bias-variance compromise, up to the logarithmic factor in the penalty and the multiplicative constant  $c_0$ . Under assumptions (A1) and (A3), the last two additional terms are negligible (of order  $O(1/T)$ ), if  $T$  gets large.

Rates of convergence, for  $T \rightarrow +\infty$ , can be derived from Theorem 2 by applying inequality (4) of Proposition 1 together with the following Corollary.

**Corollary 2.** *Assume that (A1) and (A3) hold. Then, the following holds*

$$\mathbb{E} \left[ \frac{\log(1 + R_T)}{R_T} \mathbf{1}_{R_T \geq 1} \right] \leq \frac{\sqrt{\mathfrak{C}_1}}{T} (\mathfrak{C}_3 + \log(T + 1)),$$

where  $\mathfrak{C}_1$  is the same numerical constant as in Proposition 1 and  $\mathfrak{C}_3 = \log(2) + |\log(\mu_1)|$ , with  $\mu_1 = \mathbb{E}[D_1 \wedge 1]$ .

Thus, under assumptions of Theorem 2 and (A3) and if  $\tau$  belongs to  $W^s(M)$ ,  $s > 1/2$ , the MISE  $\mathbb{E}[\|\hat{\tau}_{\hat{m}} - \tau\|^2]$  is automatically of order  $(T/\log(1 + T))^{-2s/(2s+1)}$ , without requiring any information on  $\tau$  nor  $s$ .

## 4. DISCRETE TIME OBSERVATION SCHEME

In this section, we assume that only discrete time observations with step  $\Delta$ ,  $(R_{i\Delta})_{i\Delta \in [0, T]}$  are available for estimating  $\tau$ .

**4.1. Observation scheme.** Information about  $\tau$  is brought by the position of nonzero increments. But when only discrete time observations of  $R$  over  $[0, T]$  at sampling rate  $\Delta$  are available, this information is partial. Indeed, let  $i_0 \geq 1$  be such that  $R_{i_0\Delta} - R_{(i_0-1)\Delta} \neq 0$ , this entails that at least one jump occurred between  $(i_0 - 1)\Delta$  and  $i_0\Delta$ . But,

- It is possible that more than one jump occurred between  $(i_0 - 1)\Delta$  and  $i_0\Delta$ . However, if  $\Delta$  gets small enough, the probability of this event tends to 0.
- It does not accurately determine a jump position  $T_i$ , but locates a jump time with an error bounded by  $2\Delta$ . We have no direct observations of random variables with density  $\tau$ .

Consider the estimators  $\widehat{T}_i^\Delta$  of the unobserved jump times defined recursively by

$$\begin{aligned} \widehat{T}_0^\Delta &= \min\{k > 0, R_{k\Delta} - R_{(k-1)\Delta} \neq 0\} \times \Delta \\ \widehat{T}_i^\Delta &= \min\{k > \frac{1}{\Delta}\widehat{T}_{i-1}^\Delta, R_{k\Delta} - R_{(k-1)\Delta} \neq 0\} \times \Delta, \quad i \geq 1. \end{aligned}$$

To estimate  $\tau$ , we use the observations

$$(\widehat{D}_i^\Delta := \widehat{T}_i^\Delta - \widehat{T}_{i-1}^\Delta, i = 1, \dots, N_T)$$

where  $N_T = \sum_{i=1}^{\lfloor T\Delta^{-1} \rfloor} \mathbf{1}_{R_{i\Delta} \neq R_{(i-1)\Delta}}$  is the random number of observed nonzero increments. We drop the observation  $\widehat{T}_0^\Delta$  since it is related to the density  $\tau_0$  and not  $\tau$ .

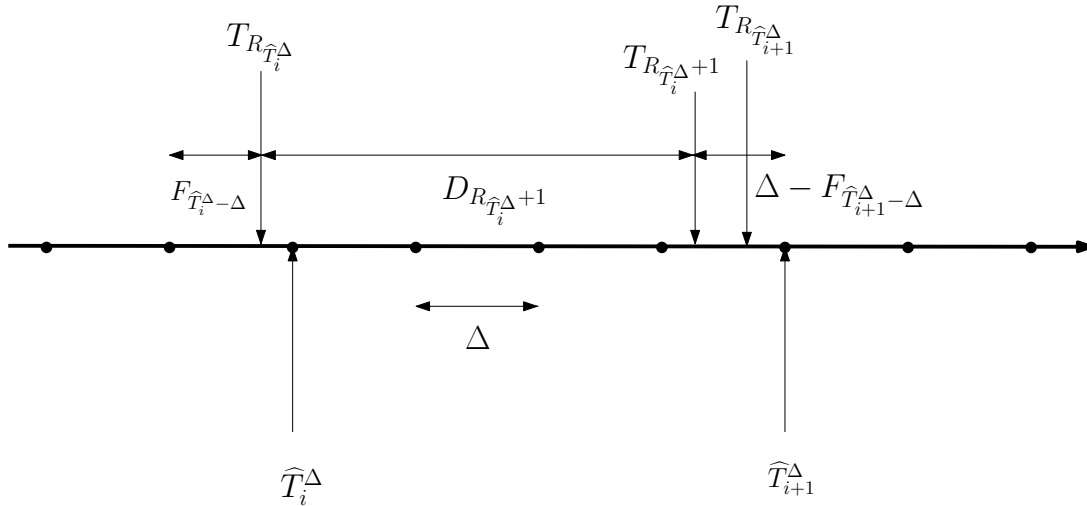


FIGURE 1. Discrete time observation scheme.

Let  $i \geq 0$ , Figure 1 illustrates how the observation  $\widehat{D}_{i+1}^\Delta = \widehat{T}_{i+1}^\Delta - \widehat{T}_i^\Delta$  is related to the other quantities at stake. Define  $F_t = \min\{T_j - t, \forall j, T_j \geq t\}$ , the forward time at time  $t$ : that is the elapsed time from  $t$  until the next jump. By definition of  $R$  and the forward times, the following

equality holds:  $\widehat{D}_{i+1}^\Delta + \Delta = D_{R_{\widehat{T}_i^\Delta+1}} + F_{\widehat{T}_i^\Delta-\Delta} + (\Delta - F_{\widehat{T}_{i+1}^\Delta-\Delta})$ , leading to

$$(7) \quad \widehat{D}_{i+1}^\Delta = D_{R_{\widehat{T}_i^\Delta+1}} + F_{\widehat{T}_i^\Delta-\Delta} - F_{\widehat{T}_{i+1}^\Delta-\Delta}.$$

Equation (7) shows that the observable quantity  $\widehat{D}_{i+1}^\Delta$  is the sum of one realization of  $\tau$ ,  $D_{R_{\widehat{T}_i^\Delta+1}}$ , plus an error term given by  $F_{\widehat{T}_i^\Delta-\Delta} - F_{\widehat{T}_{i+1}^\Delta-\Delta}$ . Moreover, using the renewal property, which ensures that trajectories separated by jump times are independent, we derive that  $D_{R_{\widehat{T}_i^\Delta+1}}$ ,  $F_{\widehat{T}_i^\Delta-\Delta}$  and  $F_{\widehat{T}_{i+1}^\Delta-\Delta}$  are independent. Therefore, we recover a deconvolution framework. However, for consecutive indices, the observations  $\widehat{D}_i^\Delta$  and  $\widehat{D}_{i+1}^\Delta$  are dependent since they both depend on the variable  $F_{\widehat{T}_i^\Delta-\Delta}$ . An issue that is easily circumvented by considering separately odd and even indices.

In the following, we consider observations  $\widehat{D}_i^\Delta$  as given in (7) and we denote by  $f_\Delta$  the density of the  $\widehat{D}_i^\Delta$ 's. In Section 4.2, we prove that  $\widehat{D}_i^\Delta = D'_i + F_{\widehat{T}_i^\Delta-\Delta} - F_{\widehat{T}_{i+1}^\Delta-\Delta}$ , with  $(D'_i)$  i.i.d. with density  $\tau$  and study the impact of neglecting the term  $F_{\widehat{T}_i^\Delta-\Delta} - F_{\widehat{T}_{i+1}^\Delta-\Delta}$ . In Section 4.3, we take the complete structure into account but we add a ‘‘dead-zone’’ assumption (A4) given below, that allows to compute the density of  $F_{\widehat{T}_i^\Delta-\Delta} - F_{\widehat{T}_{i+1}^\Delta-\Delta}$ . We can then consider a deconvolution strategy.

**4.2. A first naive but general procedure.** In this Section, we investigate a procedure which neglects the observation bias. For small  $\Delta$ , this corresponds to the approximation  $f_\Delta \asymp \tau$ . Using again the decomposition of the density  $\tau$  in the Laguerre basis, we define an estimator of  $\tau$  based on the sample  $(\widehat{D}_1^\Delta, \dots, \widehat{D}_{N_T}^\Delta)$ , by setting, for  $m \in \mathbb{N}$  and  $x \in [0, \infty)$

$$(8) \quad \check{\tau}_m(x) = \sum_{k=0}^{m-1} \check{a}_k \varphi_k(x), \quad \text{where} \quad \check{a}_k = \frac{1}{N_T} \sum_{i=1}^{N_T} \varphi_k(\widehat{D}_i^\Delta), \quad 0 \leq k \leq m-1.$$

Starting from (7), we can prove the following Lemma.

**Lemma 2.** *We have*

$$(9) \quad \widehat{D}_i^\Delta = D_{R_{\widehat{T}_i^\Delta+1}} + \Delta \xi_i, \quad 1 \leq i \leq N_T,$$

where  $D_{R_{\widehat{T}_i^\Delta+1}}$  are i.i.d. with density  $\tau$  and  $(\xi_i)$  are random variables taking values in  $[-1, 1]$ .

Thanks to Lemma 2, we can bound the mean-squared error of the estimator as follows.

**Proposition 2.** *Assume that  $\tau \in \mathbb{L}^2(\mathbb{R}^+)$ ,  $\|\tau\|_\infty < +\infty$  and that (A1) holds. Then, for any integer  $m$ ,  $m \leq cT$ , the estimator  $\check{\tau}_m$  given by (8) satisfies*

$$\begin{aligned} \mathbb{E}[\|\check{\tau}_m - \tau\|^2] &\leq \|\tau - \tau_m\|^2 + 8c^* \sqrt{m} \mathbb{E} \left[ \frac{\mathbf{1}_{N_T \geq 1}}{N_T} \right] + 2\mathbf{C}_1 \|\tau\|_\infty \exp \left( -\frac{\kappa' c^*}{2\|\tau\|_\infty} \sqrt{m} \right) \\ &\quad + 2\mathbf{C}_2 T^3 \sqrt{\mathbb{E} \left[ \frac{\mathbf{1}_{N_T \geq 1}}{N_T^{10}} \right]} + 2\frac{\mu \|\tau\|^2}{T} + \Delta^2 \frac{m(4m^2 - 1)}{3}, \end{aligned}$$

where  $\kappa'$ ,  $\mathbf{C}_1$  and  $\mathbf{C}_2$  are numerical constants.

The result of Proposition 2 completes the bound obtained in Theorem 1:  $R_T$  is replaced by  $N_T$  and an additional error term of order  $\Delta^2 m^3$ , due to the model approximation appears in the bound. It is small only if  $\Delta$  is small. Using the result stated in inequality (4) of Proposition 1,



we obtain the following Corollary, which gives a condition under which the rate corresponding to the continuous time observation scheme is preserved.

**Corollary 3.** *Assume that (A1) and (A3) hold,  $\|\tau\|_\infty < +\infty$ ,  $\tau$  belongs to  $W^s(M)$  with  $s \geq 1/2$ , and  $R_T = N_T$  a.s. Then, for  $T$  large enough and  $\Delta = \Delta_T$  small, such that  $\Delta_T^2 T^{3.5} \leq C$ , choosing  $m_{\text{opt}} = cT^{1/(s+1/2)}$ , yields*

$$\mathbb{E}[\|\check{\tau}_{m_{\text{opt}}} - \tau\|^2] \leq C(M, \sigma^2, c)T^{-2s/(2s+1)}$$

where  $C(M, \sigma^2, c)$  is a constant depending on  $M$  and  $(\sigma^2, c)$  from (A3), but not on  $T$ .

Indeed, the additional term compared to Corollary 1 is  $\Delta_T^2 m(4m^2 - 1)/3 \leq C\Delta_T^2 m^3 \leq \Delta_T^2 mT^2$ , as  $m \leq T$ . Therefore, we have  $\Delta_T^2 \sqrt{m}T^{2.5} \leq C\sqrt{m}/T$  if  $\Delta_T^2 T^{3.5} \leq 1$ . The asymptotic context here is  $T \rightarrow +\infty$  and  $\Delta = \Delta_T \rightarrow 0$ .

**Remark 1.** Note that  $R_T = N_T$  a.s. is satisfied under Assumption (A4) below. In addition, we emphasize that we can obtain Corollary 3 by replacing the assumption  $R_T = N_T$  a.s. by the assumption  $\forall x \geq 0, \tau(x) \leq \beta_1 \exp(-\beta_2 x^{\beta_3})$  where  $\beta_1, \beta_2, \beta_3$  are positive constants. Indeed, under this condition, the result of Lemma 7.3 in Duval (2013b) allows to obtain inequality (4) of Proposition 1 with  $R_T$  replaced by  $N_T$ .

For model selection, the procedure studied in Theorem 2 can be extended as follows. We define

$$\check{m} = \arg \min_{m \in \mathcal{M}_T} (-\|\check{\tau}_m\|^2 + \text{p}\check{\text{e}}\text{n}(m)) \quad \text{p}\check{\text{e}}\text{n}(m) = \left( \check{\kappa}_1(1 + 2 \log(1 + N_T)) \frac{\sqrt{m}}{N_T} \mathbf{1}_{N_T \geq 1} + \check{\kappa}_2 \Delta^2 m^3 \right),$$

where  $\mathcal{M}_T$  is as previously. Then, we can prove the following result

**Theorem 3.** *Assume that  $\tau \in \mathbb{L}^2(\mathbb{R}^+)$ ,  $\|\tau\|_\infty < +\infty$ ,  $T \geq e^{10\|\tau\|_\infty}$  and that (A1) holds. Then, there exists a value  $\check{\kappa}_0$  such that for any  $\check{\kappa}_1, \check{\kappa}_2, \check{\kappa}_1 \vee \check{\kappa}_2 \geq \check{\kappa}_0$ , we have*

$$\mathbb{E}[\|\check{\tau}_{\check{m}} - \tau\|^2] \leq \check{c} \inf_{m \in \mathcal{M}_T} \{ \|\tau - \tau_m\|^2 + \mathbb{E}[\text{p}\check{\text{e}}\text{n}(m)] \} + \check{c}' \frac{\mu \|\tau\|^2}{T} + \check{c}'' \mathbb{E}^{1/2} \left[ \frac{T^8 \mathbf{1}_{N_T \geq 1}}{N_T^{10}} \right]$$

where  $\check{c}, \check{c}'$  and  $\check{c}''$  are numerical constants ( $\check{c} = 4$  would suit).

If  $\Delta^2 T^{3.5} \leq C$ , the remarks made after Theorem 2 still apply here (see also the numerical Section 5).

### 4.3. Case of a dead-zone .

4.3.1. *The dead-zone assumption.* Our dead-zone assumption is the following:

$$(A4) \quad \exists \eta > 0, \quad \tau(x) = 0, \quad \forall x \in [0, \eta] \text{ with } \Delta < \eta.$$

In other words when a jump occurs, no jump can occur in the next  $\eta$  units of times. Then, for  $\Delta < \eta$ , we have  $\mathbb{P}(R_\Delta > 1 | R_\Delta \neq 0) = 0$  and clearly  $N_T = R_T$  a.s. Moreover, the decomposition (7) becomes then

$$(10) \quad \widehat{D}_{i+1}^\Delta = D_{i+1} + F_{\widehat{T}_i^\Delta - \Delta} - F_{\widehat{T}_{i+1}^\Delta - \Delta}, \quad i \geq 1,$$

and we denote by  $g_\Delta$  the density of  $F_{\widehat{T}_i^\Delta - \Delta}$ . The following key property holds.

**Lemma 3.** *Assume that (A1), (A2) and (A4) hold. Then,  $D_i, F_{\widehat{T}_i^\Delta - \Delta}$  and  $F_{\widehat{T}_{i+1}^\Delta - \Delta}$  are independent and  $F_{\widehat{T}_i^\Delta - \Delta}$  and  $F_{\widehat{T}_{i+1}^\Delta - \Delta}$  have common density  $g_\Delta$ , equal to the uniform distribution on  $[0, \Delta]$ .*

Therefore, the density  $f_\Delta$  of the observations  $(\widehat{D}_i^\Delta)_{i \geq 1}$  given in (10) can be written

$$(11) \quad f_\Delta := \tau * g_\Delta * g_\Delta(-\cdot)(x) \quad \text{where} \quad g_\Delta * g_\Delta(-\cdot)(x) = \frac{\Delta - |x|}{\Delta^2} \mathbf{1}_{[-\Delta, \Delta]}(x), \quad x \in \mathbb{R}.$$

Since we use Laguerre basis decomposition, we need the distribution of the error  $g_\Delta * g_\Delta(-\cdot)$  to be supported on  $(0, \infty)$ . This is why we transform the observations as follows

$$(12) \quad Y_i^\Delta := \widehat{D}_i^\Delta + \Delta \stackrel{d}{=} D_i + \Delta(U_i + V_i), \quad 1 \leq i \leq R_T,$$

where  $\stackrel{d}{=}$  means equality in law and  $(U_i)$  and  $(V_i)$  are independent and i.i.d. with distribution  $\mathcal{U}[0, 1]$ . The density of  $Y_i^\Delta$  follows from (11) and is  $f_\Delta(\cdot - \Delta)$ .

**4.3.2. Preliminary remark about Fourier deconvolution.** Let us briefly discuss why it is not relevant to use here the classical Fourier strategy. Let  $\mathcal{F}[h](u) = \int_{\mathbb{R}} e^{iux} h(x) dx$  denote the Fourier transform of an integrable function  $h$ . Then, under assumption (A4), we get, for all  $u \in \mathbb{R}$

$$\mathcal{F}[f_\Delta](u) = \int_{\mathbb{R}} e^{iux} (\tau * g_\Delta * g_\Delta(-\cdot))(x) dx = \mathcal{F}[\tau](u) |\mathcal{F}[g_\Delta](u)|^2 = \mathcal{F}[\tau](u) \times \frac{(\sin(\frac{u\Delta}{2}))^2}{(\frac{u\Delta}{2})^2}.$$

We can see that recovering  $\mathcal{F}[\tau](u)$  (and then  $\tau$  by Fourier inversion) would require to divide by a sinusoidal function which can be zero. The general Fourier deconvolution setting excludes such possibility (see *e.g.* Fan (1991)). However, the case of oscillating Fourier transforms of the noise has been studied (see Hall & Meister (2007) and Meister (2008)): it is worth stressing that it requires specific methods which do not seem easy to implement. In these papers, the use of cross-validation techniques are suggested to achieve adaptivity; this point is studied, under strong smoothness conditions, in Delaigle & Meister (2011). Thus, the Laguerre basis appears as an adequate answer to our problem, as the uniform case has no specific difficulty with this deconvolution tool.

**4.3.3. Laguerre deconvolution.** We are in a density estimation problem where the target density is supported on  $[\eta, \infty)$ ,  $\eta > 0$ . However, the observations  $(Y_j^\Delta)$ , with density  $f_\Delta(\cdot - \Delta)$  are blurred realizations of  $\tau$ , there is an additive noise supported on  $[0, 2\Delta]$ . We decompose the density  $f_\Delta(\cdot - \Delta)$  in the Laguerre basis

$$f_\Delta(x - \Delta) = \sum_{k=0}^{\infty} b_k \varphi_k(x), \quad x \in [0, \infty),$$

where  $b_k = \langle \varphi_k, f_\Delta(\cdot - \Delta) \rangle$ . Thus, we have estimators for the  $b_k$ 's, for  $m \in \mathbb{N}$ , defined as previously by

$$(13) \quad \tilde{b}_k = \frac{1}{R_T} \sum_{i=1}^{R_T} \varphi_k(Y_i^\Delta), \quad 0 \leq k \leq m - 1.$$

However, we are not interested in estimating  $f_\Delta(\cdot - \Delta)$  but  $\tau$ . Using (12), we have that  $f_\Delta = \tau * g_{2,\Delta}$  where  $g_{2,\Delta}$  denotes the density of  $\Delta(U_1 + V_1)$ . Note that  $g_{2,\Delta} = g_\Delta * g_\Delta$  where  $g_\Delta$  denotes the density of  $\Delta U_1$ .

The Laguerre basis has already been used in deconvolution setting by Comte *et al.* (2017) and Mabon (2017) and allows to solve the estimation problem as follows. Denoting by  $b_k :=$

$a_k(f_\Delta(\cdot - \Delta))$ , the coefficients of  $f_\Delta(\cdot - \Delta)$ , in the Laguerre basis and plugging the expansions of  $f_\Delta(\cdot - \Delta)$ ,  $\tau$  and  $g_{2,\Delta}$  into the convolution, we obtain the following equation

$$(14) \quad \sum_{k=0}^{\infty} b_k \varphi_k(t) = \sum_{k=0}^{\infty} \sum_{j=0}^{\infty} a_k(\tau) a_j(g_{2,\Delta}) \int_0^t \varphi_k(x) \varphi_j(t-x) dx.$$

The relation (see, *e.g.* 7.411.4 in Gradshteyn & Ryzhik (1980))

$$\int_0^t \varphi_k(x) \varphi_j(t-x) dx = 2e^{-t} \int_0^t L_k(2x) L_j(2(t-x)) dx = 2^{-1/2} [\varphi_{k+j}(t) - \varphi_{k+j+1}(t)],$$

implies that equation (14) can be re-written

$$\sum_{k=0}^{\infty} b_k \varphi_k(t) = \sum_{k=0}^{\infty} \left\{ \sum_{\ell=0}^k 2^{-1/2} [a_{k-\ell}(g_{2,\Delta}) - a_{k-\ell-1}(g_{2,\Delta})] a_\ell(\tau) \right\} \varphi_k(t),$$

with convention  $a_{-1}(g_{2,\Delta}) = 0$ . Equating coefficients for each of the functions, we obtain an infinite triangular system of linear equations. The triangular structure allows to increase progressively the dimension of the developments without changing the beginning.

Finally, we relate the vector  $\mathbf{a}_m = (a_k(\tau))_{0 \leq k \leq m-1}$  with the vector  $\mathbf{b}_m = (b_k)_{0 \leq k \leq m-1}$  as follows

$$\mathbf{b}_m = [\mathbf{G}_m(\Delta)]^2 \mathbf{a}_m = \mathbf{G}_{2,m}(\Delta) \mathbf{a}_m,$$

where  $\mathbf{G}_m(\Delta)$  and  $\mathbf{G}_{2,m}(\Delta)$  are known and are the lower triangular Toeplitz matrices with elements

$$[\mathbf{G}_m(\Delta)]_{i,j} = \begin{cases} \sqrt{2}^{-1} a_0(g_\Delta) & \text{if } i = j \\ \sqrt{2}^{-1} (a_{i-j}(g_\Delta) - a_{i-j-1}(g_\Delta)) & \text{if } j < i \\ 0 & \text{otherwise} \end{cases} \quad \text{where } a_k(g_\Delta) = \frac{1}{\Delta} \int_0^\Delta \varphi_k(u) du = \langle g_\Delta, \varphi_k \rangle,$$

and

$$[\mathbf{G}_{2,m}(\Delta)]_{i,j} = \begin{cases} \sqrt{2}^{-1} a_0(g_{2,\Delta}) & \text{if } i = j \\ \sqrt{2}^{-1} (a_{i-j}(g_{2,\Delta}) - a_{i-j-1}(g_{2,\Delta})) & \text{if } j < i \\ 0 & \text{otherwise} \end{cases} \quad \text{where } a_k(g_{2,\Delta}) = \langle g_{2,\Delta}, \varphi_k \rangle.$$

Clearly,  $\mathbf{G}_{2,m}(\Delta) = [\mathbf{G}_m(\Delta)]^2$ . Also, we emphasize that

$$\det(\mathbf{G}_m(\Delta)) = 2^{-m/2} a_0(g_\Delta)^m = [(1 - e^{-\Delta})/\Delta]^m > 0$$

for all  $\Delta$ , which means that the matrix can be inverted. Then, we propose the following estimator of  $\mathbf{a}_m$

$$\tilde{\mathbf{a}}_m := [\mathbf{G}_m(\Delta)]^{-1} \tilde{\mathbf{b}}_m,$$

where  $\tilde{\mathbf{b}}_m = (\tilde{b}_k)_{0 \leq k \leq m-1}$  has coordinates given by (13). This leads to the estimator of  $\tau$ , for  $x \geq 0$ ,

$$(15) \quad \tilde{\tau}_m(x) = \sum_{k=0}^{m-1} \tilde{a}_k \varphi_k(x).$$

4.3.4. *Upper risk bound and adaptive procedure.* Denote by  $\rho(\mathbf{A})$  the spectral norm of a matrix  $\mathbf{A}$  defined as  $\rho(\mathbf{A}) = \sqrt{\lambda_{\max}(\mathbf{A}^T \mathbf{A})}$ , the square-root of the largest eigenvalue of the semi definite positive matrix  $\mathbf{A}^T \mathbf{A}$ .

**Proposition 3.** *Assume that  $\tau \in \mathbb{L}^2(\mathbb{R}^+)$ ,  $\|\tau\|_\infty < +\infty$ ,  $\mathbb{E}(D_1^2) < +\infty$ , and that (A2) and (A4) hold. Then, for any integer  $m \leq cT$  and  $\Delta \leq \eta$ , the estimator  $\tilde{\tau}_m$  given by (15) satisfies*

$$\begin{aligned} \mathbb{E}[\|\tilde{\tau}_m - \tau\|^2] \leq & \|\tau - \tau_m\|^2 + \rho^2(\mathbf{G}_m(\Delta)^{-2}) 4c^* \sqrt{m} \mathbb{E}\left[\frac{\mathbf{1}_{R_T \geq 1}}{R_T}\right] \\ & + \rho^2(\mathbf{G}_m(\Delta)^{-2}) \left( \frac{\mathbb{E}(D_1^2) \|\tau\|^2}{T^2} + \mathbf{C}_1 \|\tau\|_\infty \exp\left(-\frac{\kappa' c^*}{2\|\tau\|_\infty} \sqrt{m}\right) + \mathbf{C}_2' T^4 \sqrt{\mathbb{E}\left[\frac{\mathbf{1}_{R_T \geq 1}}{R_T^{14}}\right]} \right), \end{aligned}$$

where  $\kappa'$ ,  $\mathbf{C}_1$  and  $\mathbf{C}_2'$  are numerical constants.

Proposition 3 shows that the bias term is unchanged, but all other terms are multiplied by  $\rho^2(\mathbf{G}_m(\Delta)^{-2})$ , which is a classical price for solving the inverse problem. In accordance with this, consider the collection

$$\widetilde{\mathcal{M}}_T = \{m \in \{[\log^2(T)], [\log^2(T)] + 1, \dots, [T]\}, \sqrt{m} \rho^2(\mathbf{G}_m(\Delta)^{-2}) \leq T\}$$

and the selection device

$$\tilde{m} = \arg \min_{m \in \widetilde{\mathcal{M}}_T} (-\|\tilde{\tau}_m\|^2 + \widetilde{\text{pen}}(m)), \quad \widetilde{\text{pen}}(m) = \log(1 + R_T) \frac{\sqrt{m}}{R_T} (\tilde{\kappa}_1 + \tilde{\kappa}_2 \rho^2(\mathbf{G}_m(\Delta)^{-2})) \mathbf{1}_{R_T \geq 1}.$$

We can prove

**Theorem 4.** *Assume that  $\tau \in \mathbb{L}^2(\mathbb{R}^+)$ ,  $\|\tau\|_\infty < +\infty$ ,  $\mathbb{E}(D_1^2) < +\infty$ , and that (A1), (A2) and (A4) hold. Let  $T \geq e^{14\|\tau\|_\infty}$  and  $\Delta \leq \eta$ . Then, there exists a value  $\tilde{\kappa}_0$ , such that for any  $\tilde{\kappa}_1, \tilde{\kappa}_2$ ,  $\tilde{\kappa}_1 \vee \tilde{\kappa}_2 \geq \tilde{\kappa}_0$ , we have*

$$(16) \quad \mathbb{E}[\|\tilde{\tau}_{\tilde{m}} - \tau\|^2] \leq c_1 \inf_{m \in \widetilde{\mathcal{M}}_T} \{\|\tau - \tau_m\|^2 + \mathbb{E}[\widetilde{\text{pen}}(m)]\} + c_2 \mathbb{E}^{1/2} \left[ \frac{T^{12} \mathbf{1}_{R_T \geq 1}}{R_T^{14}} \right] + c_3 \frac{\mu \|\tau\|^2}{T}$$

where  $c_1$ ,  $c_2$  and  $c_3$  are numerical constants ( $c_1 = 4$  would suit).

The result of Theorem 4 shows that the procedure leads to the adequate squared-bias variance compromise. Under Assumption (A3), we get by Inequality (4) of Proposition 1 that the last two terms in (16) are of order  $1/T$  and thus are negligible.

4.3.5. *Some remarks.* First, the following lemma shows that the matrix  $\mathbf{G}_m(\Delta)$  is easy to compute recursively, thanks to the specific properties of the Laguerre basis.

**Lemma 4.** *We have, for  $k \in \mathbb{N}$ ,*

$$(17) \quad a_k(g_\Delta) = \frac{1}{\Delta} ((-1)^k \sqrt{2} - \Phi_k(\Delta)), \quad \text{with } \Phi_k(\Delta) = \int_\Delta^\infty \varphi_k(u) du.$$

Therefore, formula (17) and (18), and consequently our estimator  $\tilde{\tau}_m$ , can be easily implemented. Moreover,  $\forall x \in \mathbb{R}^+$ , we have  $\Phi_0(x) = \varphi_0(x)$  (initialization) and for  $j \geq 1$ ,  $j$  integer,

$$(18) \quad \Phi_j(x) = \varphi_j(x) - \varphi_{j-1}(x) - \Phi_{j-1}(x).$$

Second, to compute the rate of convergence implied by Theorem 4, the knowledge of the spectral norm  $\rho^2(\mathbf{G}_m(\Delta)^{-2})$  is required. When  $\Delta$  tends to 0 it is straightforward to observe that for all  $k$ ,  $\lim_{\Delta \rightarrow 0} g_k(\Delta) = \varphi_k(0) = \sqrt{2}$ . It follows that  $\mathbf{G}_m(\Delta) \rightarrow Id_m$ , when  $\Delta \rightarrow 0$ , where  $Id_m$  is the  $m \times m$  identity matrix. More precisely, we can get the following development

$$\mathbf{G}_m(\Delta)^{-2} [\mathbf{G}_m(\Delta)^{-2}]^T = Id_m + 2\Delta A + o(\Delta)$$

where  $A$  is the  $m \times m$  matrix with all its coefficients equal to 1. This implies that  $\rho^2(\mathbf{G}_m(\Delta)^{-2})$  tends to 1 when  $\Delta$  tends to 0.

For fixed  $\Delta$  we propose a conjecture motivated by numerical experiments. We observe numerically that  $\rho^2(\mathbf{G}_m(\Delta)^{-2}) \asymp m^4$ . If this is true, the rate of the estimator is  $O(T^{-s/(s+4.5)})$ , with a logarithmic loss for the adaptive procedure. It is not clear if this rate is optimal. Indeed, in the case of  $T$  i.i.d. observations of variables blurred with additive noise of known density, the result in Mabon (2017) would give a variance term in the upper bound of order

$$\frac{1}{T} \{[\sqrt{m}\rho^2(\mathbf{G}_m(\Delta)^{-2})] \wedge [\|f_\Delta\|_\infty \|\mathbf{G}_m(\Delta)^{-2}\|_F^2]\}$$

where  $\|\mathbf{A}\|_F^2 = \text{Tr}(\mathbf{A}\mathbf{A}^T)$  denotes the Frobenius norm of the matrix  $\mathbf{A}$ . In the cases where the orders of the operator norm and the Frobenius norm are obtained, they turn out to be the same (see Comte *et al.* (2017)). It implies that the variance order may be governed by  $\|\mathbf{G}_m(\Delta)^{-2}\|_F^2/T$  and may lead, in the case where  $\Delta$  is fixed, to a better rate than the one obtained in Theorem 4. Nevertheless, when  $\Delta$  gets small, as  $\rho^2(I_m) = 1$ , thus  $\sqrt{m}\rho^2(I_m) = \sqrt{m}$  while  $\|I_m\|_F^2 = m$ , the spectral norm term gets better than the Frobenius term. Anyway, obtaining an upper bound for the variance term involving  $\|\mathbf{G}_m(\Delta)^{-2}\|_F^2/T$  is much more involved in this case than in the context considered in Mabon (2017) due to the fact that our number of observations is random and is not ancillary. Also it is difficult to compare the bound derived from Theorem 4, with the optimal rate derived in Meister (2008) since the regularity assumptions on the target density  $\tau$  are different.

## 5. SIMULATIONS

In this section, we illustrate the performances of the estimators, with data driven selection of the dimension, on simulated data. We consider the following different  $\mathbb{R}^+$ -supported densities  $\tau$

- a Gamma  $\mathcal{G}(2, \frac{1}{2})$ ,
- the absolute value of a Gaussian  $|\mathcal{N}(1, \frac{1}{2})|$ ,
- a dilated Beta  $5 \times \mathcal{B}(6, 3)$ ,
- or a rescaled mixture of Gamma densities  $(0.4\mathcal{G}(2, \frac{1}{2}) + 0.6\mathcal{G}(16, \frac{1}{4})) \times \frac{8}{5}$ .

The last two densities are rescaled so that for all the examples the mass is mainly contained in the interval  $[0, 5]$ . To estimate the  $\mathbb{L}^2$ -risks, we compute 1000 trajectories for  $T = 500, 1000$  and 5000. The dimension  $m$  is selected among all dimensions smaller than 50. All methods require the calibration of constants in penalties. This is done by preliminary simulation experiments. For calibration strategies (dimension jump and slope heuristics), the reader is referred to Baudry *et al.* (2012). Here, we test a grid of values of the  $\kappa$ 's from the empirical error point of view, to make a relevant choice; the tests are conducted on a set of densities which are different from the one considered in the simulations, to avoid overfitting. After these preliminary experiments,  $\kappa$  is taken equal to 0.15 for the estimator based on continuous observations ( $\Delta = 0$ ),  $\tilde{\kappa}_1 = 0.2$  and  $\tilde{\kappa}_2 = 0.01$  for the naive estimator,  $\tilde{\kappa}_1 = 0.3$  and  $\tilde{\kappa}_2 = 0.0005$  for the dead-zone estimator, which are based on discrete observations, whatever the value of nonzero  $\Delta$ .

In the sequel, the different estimators are always computed on the same trajectory, even when the value of  $\Delta$  is varying. Moreover, together with the value of the  $\mathbb{L}^2$ -risk, we provide the quantity  $\bar{m}$ , which is the average of dimensions  $\hat{m}$  that have been adaptively selected by each procedure and the quantity  $\bar{R}$  which is the average number of observations that have been used to estimate  $\tau$ . Standard deviations associated with these means are given in parenthesis. Only one distribution is presented in this Section, the other tables for the other distributions can be found in the online Supplementary material. We present illustrations of the methods in Figures 2 and 3, which plot beams of 50 estimators computed with the three adaptive procedures, the

one based on continuous observations of  $(R_t)$  as in Section 3 for  $T = 5000$ , the ones based on discrete observations using the naive or the deconvolution method, for two different steps of observations ( $\Delta = 0.2$  and  $\Delta = 0.1$ ). We work here under the dead-zone assumption ( $\eta = 1$  in Figure 2 and  $\eta = 1/4$  in Figure 3) to permit the comparison. As expected, the procedure based on continuous time observations is very good, and the best one, but the two other methods perform also very well, even if the naive method requires smaller steps of observation. Moreover, we observe on Figure 3 that the dead-zone procedure fails to estimate  $\tau$  when the dead-zone assumption is not satisfied, but otherwise, is better than the naive method.

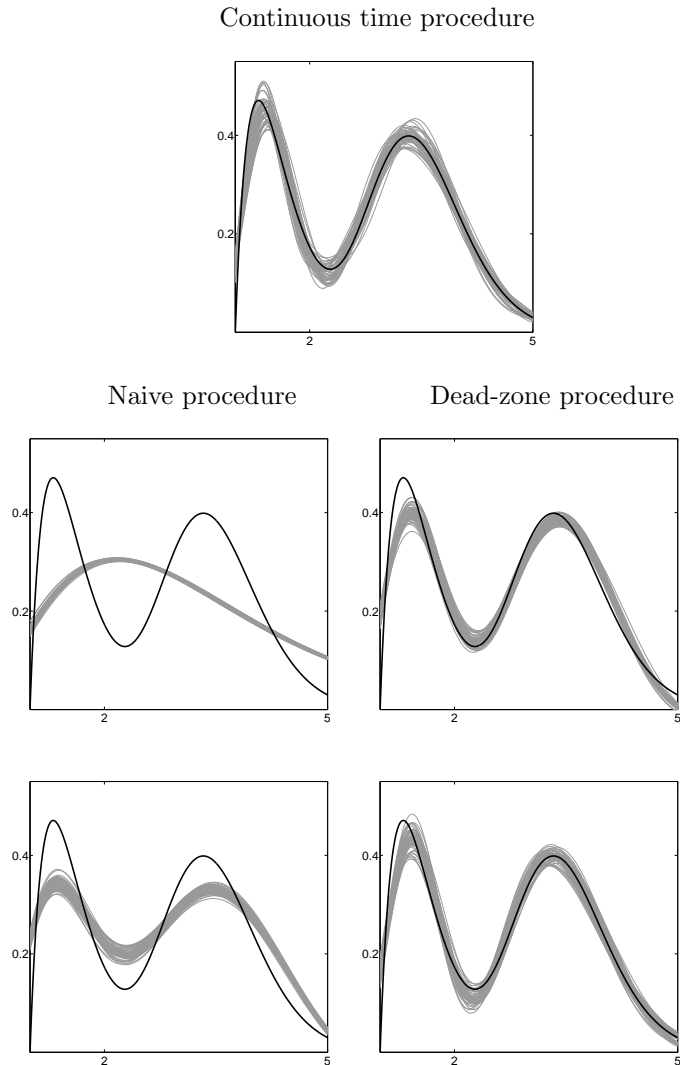


FIGURE 2. Estimation of  $\tau$ , a shifted ( $\eta = 1$ ) mixture of Gamma densities  $(0.4\mathcal{G}(2, \frac{1}{2}) + 0.6\mathcal{G}(16, \frac{1}{4})) \times \frac{8}{5}$ , for  $T = 5000$ . The estimator based on the continuous observation (first line),  $\Delta = 0.3$  (second line) and for  $\Delta = 0.1$  (third line), with the naive method (first column) and the dead-zone method (second column). True density  $\tau$  in bold black and 50 estimated curves in gray.

**Comparison of the continuous time and the naive procedure.** The results of Table 1 confirm the theoretical results established in the paper. As expected, we notice that the best estimator is the one which has access to the continuous time observations ( $\Delta = 0$ ). When  $\Delta$  gets too large, the naive procedure is biased and performs badly. However, its performances are better in practice than what the theory predicts: even when  $m^3\Delta^2$  is larger than one, the performances of the naive method are satisfactory. But when  $m^3\Delta^2$  becomes too large, the method fails. Finally we recover that the larger  $T$ , the smaller the loss. The performances of the procedures are only marginally influenced by the choice for the distribution  $\tau$  (see Tables C.1.-C.3. for the other distributions in the online Supplementary material).

TABLE 1. Simulation results for  $\tau$  following a  $\mathcal{G}(2, \frac{1}{2})$  distribution.  $\mathbb{L}_2$  : mean square errors,  $\bar{R}$ : mean of the number of observations,  $\bar{m}$ : mean of the selected dimensions. All standard deviations are given in parenthesis.

$T$		$\Delta = 0$	$\Delta = 0.01$	$\Delta = 0.1$	$\Delta = 0.3$
	$\bar{m}^3\Delta^2$		0.01	1.31	12.80
500	$\mathbb{L}_2$	$2.42 \cdot 10^{-3}$ ( $2.49 \cdot 10^{-3}$ )	$2.55 \cdot 10^{-3}$ ( $2.59 \cdot 10^{-3}$ )	$2.36 \cdot 10^{-3}$ ( $1.83 \cdot 10^{-3}$ )	$9.70 \cdot 10^{-3}$ ( $2.92 \cdot 10^{-3}$ )
	$\bar{R}$	498.02 (15.95)	496.99 (15.96)	494.08 (15.72)	474.57 (14.44)
	$\bar{m}$	5.84 (2.96)	6.65 (3.07)	4.94 (0.50)	4.03 (0.17)
	$\bar{m}^3\Delta^2$		0.01	1.54	13.79
1000	$\mathbb{L}_2$	$1.22 \cdot 10^{-3}$ ( $1.13 \cdot 10^{-3}$ )	$1.22 \cdot 10^{-3}$ ( $1.14 \cdot 10^{-3}$ )	$1.40 \cdot 10^{-3}$ ( $0.97 \cdot 10^{-3}$ )	$9.20 \cdot 10^{-3}$ ( $2.03 \cdot 10^{-3}$ )
	$\bar{R}$	999.07 (21.96)	998.00 (21.95)	992.07 (21.69)	952.38 (20.00)
	$\bar{m}$	6.07 (2.19)	6.45 (2.03)	5.00 (0.28)	4.00 (0.08)
	$\bar{m}^3\Delta^2$		0.02	2.20	17.55
5000	$\mathbb{L}_2$	$0.25 \cdot 10^{-3}$ ( $0.21 \cdot 10^{-3}$ )	$0.24 \cdot 10^{-3}$ ( $0.17 \cdot 10^{-3}$ )	$0.76 \cdot 10^{-3}$ ( $0.23 \cdot 10^{-3}$ )	$9.00 \cdot 10^{-3}$ ( $0.91 \cdot 10^{-3}$ )
	$\bar{R}$	4998.2 (49.60)	4997.0 (49.60)	4957.0 (48.80)	4773.5 (44.80)
	$\bar{m}$	6.65 (1.64)	6.57 (0.74)	5.00 (0.00)	4.00 (0.00)

**Comparison of the continuous time and the dead-zone procedure.** To apply the dead-zone procedure, we shifted all four distributions of a factor  $\eta = 1$ . We computed  $\mathbb{L}^2([\eta, \infty))$  losses and compared the first and third estimators. Again, the results of Table 2 illustrate the theoretical properties established in the paper. The larger  $\Delta$ , the more difficult the estimation problem is: the risks increase with  $\Delta$ . But this procedure permits to consistently estimate  $\tau$  even when  $\Delta$  does not go to 0, whereas the latest naive procedure failed to estimate  $\tau$  in these cases. The performance of the procedure is only marginally influenced by the choice for the distribution  $\tau$  (see Tables C.4.-C.6. for the other distributions in the online Supplementary material). Note that, for the same values of  $T$ , since the distributions have been shifted with a parameter 1, the effective number of observations  $\bar{R}$  available for the estimation is smaller.

## 6. CONCLUDING REMARKS

In this paper we propose procedures to estimate the interarrival density of a renewal process. In the case where the process is continuously observed, our procedure is adaptive minimax and requires few assumptions on the target density. The main difficulty of the problem was to deal with the random number of observations that is non ancillary. If the process is discretely observed, the problem becomes much more involved, the observations are not independent nor

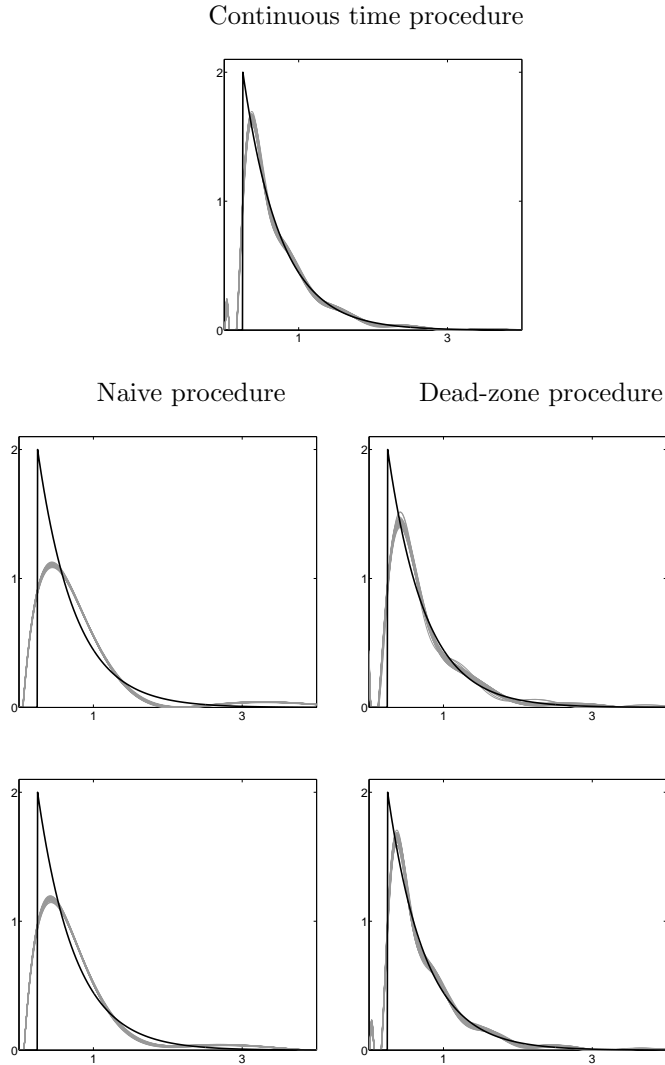


FIGURE 3. Estimation of  $\tau$ , a shifted ( $\eta = 1/4$ ) Exponential distribution  $\mathcal{E}(2)$ , for  $T = 5000$ . The estimator based on the continuous observation (first line),  $\Delta = 0.2$  (second line) and for  $\Delta = 0.1$  (third line), with the naive method (first column) and the dead-zone method (second column). True density  $\tau$  in bold black and 50 estimated curves in gray.

identically distributed and the estimation problem is of deconvolution type. When  $\Delta$  goes rapidly to zero, we show that the estimation problem can be handled similarly to the estimation problem from continuous observation with preserved properties. Otherwise, we imposed additional simplifying assumptions (A1), (A2) to ensure stationarity of the increments and (A4) to manage the distribution of the noise. An adaptive procedure is proposed even though its optimality remains an open question. The numerical study confirms these theoretical considerations.

In the remaining of this section, we discuss how assumptions (A2) and (A4) might be relaxed.



TABLE 2. Simulation results for  $\tau$  following a  $\mathcal{G}(2, \frac{1}{2})$  distribution under the dead-zone assumption ( $\eta = 1$ ).  $\mathbb{L}_2$  : mean square errors,  $\bar{R}$ : mean of the number of observations,  $\bar{m}$ : mean of the selected dimensions. All standard deviations are given in parenthesis.

$T$		$\Delta = 0$	$\Delta = 0.01$	$\Delta = 0.1$	$\Delta = 0.5$	$\Delta = 0.75$
500	$\mathbb{L}_2$	$8.72 \cdot 10^{-3}$ ( $4.58 \cdot 10^{-3}$ )	$9.79 \cdot 10^{-3}$ ( $5.44 \cdot 10^{-3}$ )	$9.95 \cdot 10^{-3}$ ( $5.55 \cdot 10^{-3}$ )	$22.40 \cdot 10^{-3}$ ( $10.19 \cdot 10^{-3}$ )	$47.92 \cdot 10^{-3}$ ( $7.85 \cdot 10^{-3}$ )
	$\bar{R}$	248.77 (5.66)	247.77 (5.67)	247.77 (5.67)	247.77 (5.67)	247.51 (5.66)
	$\bar{m}$	18.76 (7.19)	18.51 (7.62)	15.69 (4.38)	7.56 (1.09)	4.18 (0.73)
	$\mathbb{L}_2$	$5.39 \cdot 10^{-3}$ ( $2.61 \cdot 10^{-3}$ )	$5.92 \cdot 10^{-3}$ ( $2.91 \cdot 10^{-3}$ )	$6.32 \cdot 10^{-3}$ ( $2.65 \cdot 10^{-3}$ )	$18.01 \cdot 10^{-3}$ ( $3.80 \cdot 10^{-3}$ )	$32.76 \cdot 10^{-3}$ ( $13.87 \cdot 10^{-3}$ )
1000	$\bar{R}$	498.11 (7.93)	497.11 (7.93)	497.11 (7.93)	497.11 (7.93)	497.00 (7.93)
	$\bar{m}$	24.08 (8.38)	23.84 (8.87)	18.00 (4.50)	8.17 (0.39)	6.03 (1.57)
	$\mathbb{L}_2$	$1.86 \cdot 10^{-3}$ ( $0.62 \cdot 10^{-3}$ )	$1.93 \cdot 10^{-3}$ ( $0.65 \cdot 10^{-3}$ )	$2.68 \cdot 10^{-3}$ ( $0.62 \cdot 10^{-3}$ )	$12.70 \cdot 10^{-3}$ ( $0.79 \cdot 10^{-3}$ )	$18.94 \cdot 10^{-3}$ ( $1.42 \cdot 10^{-3}$ )
	$\bar{R}$	2499.10 (17.40)	2498.10 (17.40)	2498.10 (17.40)	2498.10 (17.40)	2497.9 (17.30)
5000	$\bar{m}$	41.23 (6.30)	41.73 (6.96)	27.48 (3.43)	9.00 (0.00)	8.01 (0.11)

Assumption (A2) is not necessary since it is established in Lindvall (1992) that under (A1) and for large enough  $T$  the process  $R$  has stationary increments. Then, by removing the first observations, the procedures of Section 4 would have the same properties. Indeed, in the numerical Section all simulated trajectories start from  $T_0 = 0$  ((A2) is not satisfied) and the performances of the estimators are consistent with the theoretical results. However, from a theoretical viewpoint, removing assumption (A2) is not straightforward, elements on how one should proceed are given in Duval (2013b).

Removing assumption (A4) is difficult. In the general case, under (A1) and (A2), we may prove that the common density of the observations ( $\hat{D}_j^\Delta$ ) is

$$(19) \quad f_\Delta(x) := \left( \sum_{r=1}^{\infty} \tau^{*r} \frac{\int_0^\Delta \tau_0 * \tau^{*r-1}(u) - \tau_0 * \tau^{*r}(u) du}{\int_0^\Delta \tau_0(u) du} \right) * g_\Delta * g_\Delta(-\cdot)(x), \quad \forall x \in \mathbb{R},$$

where  $*$  denotes the convolution product and  $g_\Delta$  is the general density of  $F_{\hat{T}_i^\Delta - \Delta}$ . The issue remains that (19) is a nonlinear transformation of  $\tau$  where the transformation itself depends on the knowledge of  $\tau \mathbf{1}_{[0, \Delta]}$ . Even if we knew  $\tau \mathbf{1}_{[0, \Delta]}$  or had access to an estimator, inverting (19) is a difficult problem similar to decompounding (see *e.g.* van Es *et al.* (2007), Duval (2013a, 2013b) or Comte *et al.* (2014)). The dead-zone case only partially solves the estimation problem for renewal processes. But, it illustrates that in deconvolution problems, when the Fourier transform of the noise has isolated zeros, if Fourier methods become technically difficult, the Laguerre procedure remains easy to implement.

Finally, note that in both continuous and discrete observation schemes, our procedures can be immediately adapted to the case where one observes a renewal reward process  $X$  with marks having an unknown distribution that either admits a density with respect to the Lebesgue measure or is positive. Indeed, this last assumption ensures that almost surely if  $X_t \neq X_s$ , then  $R_t \neq R_s$ , for all  $(t, s)$ , consequently all the jumps of  $R$  are detected. The estimation of the density of the marks from the discrete observation of  $X$  has been studied in Duval (2013b).

## 7. MAIN PROOFS

**7.1. Proof of Proposition 1.** Recall that  $T_\ell = \sum_{j=1}^{\ell} D_j$ . Using the definition of  $R_T$  it is straightforward to establish the following

$$(20) \quad \frac{T_{R_T}}{R_T} \mathbf{1}_{R_T \geq 1} \leq \frac{T}{R_T} \mathbf{1}_{R_T \geq 1} \leq \frac{T_{R_T+1}}{R_T} \mathbf{1}_{R_T \geq 1}, \quad \forall T > 0.$$

Moreover, we introduce the event  $\tilde{\Omega}_\ell = \left\{ \left| \frac{T_\ell}{\ell} - \mu \right| \leq \frac{\mu}{2} \right\}$ . Under (A3), we apply the Bernstein inequality (see Corollary 2.10 in Massart (2007)) to get

$$(21) \quad \mathbb{P}(\tilde{\Omega}_\ell^c) \leq 2 \exp\left(-\frac{\ell \mu^2}{8(\sigma^2 + c\frac{\mu}{2})}\right).$$

• Lower bound. For any  $\alpha > 0$ , it is easy to get

$$\begin{aligned} \mathbb{E}\left[\left(\frac{T}{R_T}\right)^\alpha \mathbf{1}_{R_T \geq 1}\right] &\geq \mathbb{E}\left[\left(\frac{T_{R_T}}{R_T}\right)^\alpha \mathbf{1}_{R_T \geq 1}\right] = \mathbb{E}\left[\sum_{\ell=1}^{\infty} \left(\frac{T_\ell}{\ell}\right)^\alpha \mathbf{1}_{R_T=\ell}\right] \\ &\geq \mathbb{E}\left[\sum_{\ell=1}^{\infty} \left(\frac{T_\ell}{\ell}\right)^\alpha \mathbf{1}_{R_T=\ell} \mathbf{1}_{\tilde{\Omega}_\ell}\right] \geq \left(\frac{\mu}{2}\right)^\alpha \sum_{\ell=1}^{\infty} \mathbb{P}\left(\{R_T = \ell\} \cap \tilde{\Omega}_\ell\right). \end{aligned}$$

Now we have  $\mathbb{P}(A \cap B) = 1 - \mathbb{P}(A^c \cup B^c) \geq 1 - (\mathbb{P}(A^c) + \mathbb{P}(B^c)) = \mathbb{P}(A) - \mathbb{P}(B^c)$ , so that, by using (21), we obtain for  $c_0 := \mu^2/[8(\sigma^2 + c\mu/2)]$  that

$$\begin{aligned} \sum_{\ell=1}^{\infty} \mathbb{P}\left(\{R_T = \ell\} \cap \tilde{\Omega}_\ell\right) &\geq \sum_{\ell=\ell_0}^{\infty} \mathbb{P}(R_T = \ell) - \mathbb{P}(\tilde{\Omega}_\ell^c) \geq \mathbb{P}(R_T \geq \ell_0) - 2 \sum_{\ell=\ell_0}^{\infty} e^{-\ell c_0}, \\ &\geq \mathbb{P}(R_T \geq \ell_0) - 2 \frac{e^{-\ell_0 c_0}}{1 - e^{-c_0}}. \end{aligned}$$

Now we choose  $\ell_0 = 1 + \lceil \frac{1}{c_0} \log(8/(1 - e^{-c_0})) \rceil$ , so that  $e^{-\ell_0 c_0}/(1 - e^{-c_0}) \leq 1/8$ . Moreover, as  $\frac{R_T}{T} \rightarrow \frac{1}{\mu}$  in probability as  $T \rightarrow +\infty$  (see e.g. Grimmett & Stirzaker (2001) section 10.2), we know that  $\mathbb{P}(|R_T/T - 1/\mu| \leq \frac{1}{2\mu}) \geq 1/2$  for  $T \geq T_1$ . Let  $T \geq \max(T_1, 2\ell_0\mu) := T_0$ , we have  $\ell_0 < \frac{T}{2\mu}$  and

$$\mathbb{P}(R_T \geq \ell_0) \geq \mathbb{P}\left(R_T \geq \frac{T}{2\mu}\right) \geq \mathbb{P}\left(\left|\frac{R_T}{T} - \frac{1}{\mu}\right| \leq \frac{1}{2\mu}\right) \geq \frac{1}{2}.$$

Consequently, for  $T \geq T_0 = T_0(\mu, \sigma^2, c)$ , we have

$$\mathbb{E}\left[\left(\frac{T}{R_T}\right)^\alpha \mathbf{1}_{R_T \geq 1}\right] \geq \frac{1}{4} \left(\frac{\mu}{2}\right)^\alpha,$$

which is the announced lower bound.

• Upper bound. We derive, using that  $\frac{\ell+1}{\ell} \leq 2, \forall \ell \geq 1$  and that  $\alpha > 0$ ,

$$\begin{aligned} \mathbb{E}\left[\left(\frac{T_{R_T+1}}{R_T}\right)^\alpha \mathbf{1}_{R_T \geq 1}\right] &\leq 2^\alpha \mathbb{E}\left[\left(\frac{T_{R_T+1}}{R_T+1}\right)^\alpha\right] \leq \mathbb{E}\left[\sum_{\ell=1}^{\infty} (3\mu)^\alpha \mathbf{1}_{R_T=\ell}\right] + \mathbb{E}\left[\sum_{\ell=1}^{\infty} \left(\frac{T_\ell}{\ell}\right)^\alpha \mathbf{1}_{R_T=\ell} \mathbf{1}_{\tilde{\Omega}_\ell^c}\right] \\ &\leq (3\mu)^\alpha + \sum_{\ell=1}^{\infty} \sqrt{\mathbb{E}\left[\left(\frac{T_\ell}{\ell}\right)^{2\alpha}\right] \mathbb{E}\left[\mathbf{1}_{\tilde{\Omega}_\ell^c} \mathbf{1}_{R_T=\ell}\right]}. \end{aligned}$$

If  $\alpha \geq 1/2$ ,  $x \rightarrow x^{2\alpha}$  is convex, together with (A3), (21) and the Cauchy Schwarz inequality we obtain

$$\begin{aligned}
 \mathbb{E}\left[\left(\frac{T_{R_T+1}}{R_T}\right)^\alpha \mathbf{1}_{R_T \geq 1}\right] &\leq (3\mu)^\alpha + \sqrt{\frac{[2\alpha]!\sigma^2 c^{[2\alpha]-2}}{2}} \sum_{\ell=1}^{\infty} (\mathbb{P}(\tilde{\Omega}_\ell^c) \mathbb{P}(R_T = \ell))^{\frac{1}{4}} \\
 &\leq (3\mu)^\alpha + \sqrt{\frac{[2\alpha]!\sigma^2 c^{[2\alpha]-2}}{2}} \sum_{\ell=1}^{\infty} 2^{\frac{1}{4}} \exp\left(-\frac{\ell\mu^2}{32(\sigma^2 + c\frac{\mu}{2})}\right) \\
 (22) \qquad &\leq (3\mu)^\alpha + \sqrt{\frac{[2\alpha]!\sigma^2 c^{[2\alpha]-2}}{\sqrt{2}}} \left(1 - e^{-\frac{\mu^2}{32(\sigma^2 + c\frac{\mu}{2})}}\right)^{-1}.
 \end{aligned}$$

Now if  $0 < \alpha < \frac{1}{2}$ ,  $x \rightarrow x^{2\alpha}$  is concave, using the Jensen inequality and similar arguments as above, we get

$$(23) \qquad \mathbb{E}\left[\left(\frac{T_{R_T+1}}{R_T}\right)^\alpha \mathbf{1}_{R_T \geq 1}\right] \leq (3\mu)^\alpha + \mathbb{E}[D_1]^\alpha \left(1 - e^{-\frac{\mu^2}{32(\sigma^2 + c\frac{\mu}{2})}}\right)^{-1}.$$

Finally, gathering equations (22) and (23) into (20) and taking expectation provides the following under (A3) and for  $\alpha > 0$   $E[\mathbf{1}_{R_T \geq 1}/R_T^\alpha] \leq C_1 T^{-\alpha}$ , where  $C_1$  is defined in (22) if  $\alpha \geq 1/2$  or in (23) if  $\alpha \in (0, \frac{1}{2})$ . This completes the proof.  $\square$

**7.2. Proof of Theorem 1.** Recall that  $\tau_m$  denotes the orthonormal projection of  $\tau$  on  $S_m$ . By Pythagoras Theorem we have

$$\|\hat{\tau}_m - \tau\|^2 = \|\tau - \tau_m\|^2 + \sum_{k=0}^{m-1} (\hat{a}_k - a_k(\tau))^2.$$

First, note that on the event  $R_T = 0$ ,  $\hat{a}_k = 0$  and  $\sum_{k=0}^{m-1} (\hat{a}_k - a_k(\tau))^2 \mathbf{1}_{R_T=0} = \|\tau_m\|^2 \mathbf{1}_{R_T=0}$ . Taking expectation yields

$$\mathbb{E}\left(\sum_{k=0}^{m-1} (\hat{a}_k - a_k(\tau))^2 \mathbf{1}_{R_T=0}\right) \leq \|\tau\|^2 \mathbb{P}(R_T = 0) = \|\tau\|^2 \mathbb{P}(D_1 \geq T)$$

and under (A1),  $\mathbb{P}(D_1 \geq T) = \int_T^{+\infty} \tau(x) dx \leq \mu/T$ . Now we consider values of  $R_T \geq 1$ . We want to control

$$\mathbb{E}[(\hat{a}_k - a_k(\tau))^2 \mathbf{1}_{R_T \geq 1}] = \mathbb{E}\left[\sum_{\ell=1}^{\infty} \mathbf{1}_{R_T=\ell} \left(\frac{1}{\ell} \sum_{i=1}^{\ell} (\varphi_k(D_i) - \langle \varphi_k, \tau \rangle)\right)^2\right].$$

Consider the centered empirical process  $\nu_\ell(t) = \frac{1}{\ell} \sum_{i=1}^{\ell} (t(D_i) - \langle t, \tau \rangle)$ ,  $t \in \mathbb{L}^2(\mathbb{R}^+)$ . We show that

$$(24) \qquad \sup_{\|t\|=1, t \in S_m} (\nu_\ell(t))^2 = \sum_{k=0}^{m-1} \nu_\ell^2(\varphi_k).$$

Indeed, by using the Cauchy Schwarz inequality, we have

$$\begin{aligned}
 \sup_{\|t\|=1, t \in S_m} (\nu_\ell(t))^2 &= \sup_{(a_k(t)) \in \mathbb{R}^m, \sum_{k=0}^{m-1} a_k(t)^2 = 1} \left(\sum_{k=0}^{m-1} a_k(t) \nu_\ell(\varphi_k)\right)^2 \\
 &\leq \sup_{(a_k(t)) \in \mathbb{R}^m, \sum_{k=0}^{m-1} a_k(t)^2 = 1} \left(\sum_{k=0}^{m-1} a_k(t)^2\right) \left(\sum_{k=0}^{m-1} \nu_\ell^2(\varphi_k)\right) = \sum_{k=0}^{m-1} \nu_\ell^2(\varphi_k).
 \end{aligned}$$

Moreover, if we consider the coefficients  $a_k(t) := \nu_\ell(\varphi_k) / \sqrt{\sum_{k=0}^{m-1} \nu_\ell^2(\varphi_k)}$ ,  $k = 0, \dots, m-1$  the former inequality is an equality and (24) is proved. It follows that

$$\begin{aligned} \sum_{k=0}^{m-1} \mathbb{E}[(\hat{a}_k - a_k)^2 \mathbf{1}_{R_T \geq 1}] &= \mathbb{E} \left[ \sum_{\ell=1}^{\infty} \mathbf{1}_{R_T = \ell} \sup_{\|t\|=1, t \in S_m} \nu_\ell^2(t) \right] \\ &\leq \mathbb{E} \left[ \sum_{\ell=1}^{\infty} \mathbf{1}_{R_T = \ell} \left( \sup_{\|t\|=1, t \in S_m} \nu_\ell^2(t) - 2(1 + 2\varepsilon_\ell)H_\ell^2 \right)_+ \right] + \mathbb{E} \left[ \sum_{\ell=1}^{\infty} \mathbf{1}_{R_T = \ell} 2(1 + 2\varepsilon_\ell)H_\ell^2 \right] \\ &\leq \sum_{\ell=1}^{\infty} \mathbb{P}(R_T = \ell)^{1/2} \mathbb{E}^{1/2} \left[ \left( \sup_{\|t\|=1, t \in S_m} \nu_\ell^2(t) - 2(1 + 2\varepsilon_\ell)H_\ell^2 \right)_+^2 \right] + \mathbb{E} \left[ \sum_{\ell=1}^{\infty} \mathbf{1}_{R_T = \ell} 2(1 + 2\varepsilon_\ell)H_\ell^2 \right], \end{aligned}$$

for any positive constants  $\varepsilon_\ell$  and  $H_\ell$ . We want to apply Lemma A.1. (see the Supplementary material) with  $\mathcal{F} = \{t \in S_m, \|t\| = 1\}$ , and a classical density argument. To apply Lemma A.1. we compute  $b$ ,  $v$  and  $H_\ell$ . If  $t \in S_m$  such that  $\|t\| = 1$  we have  $\|t\|_\infty \leq \sqrt{2} \sum_{k=0}^{m-1} |a_k(t)| \leq \sqrt{2m} := b$ , by the Cauchy Schwarz inequality. Next, we note that

$$\sup_{\|t\|=1, t \in S_m} \mathbb{E}[t(D_1)^2] \leq \sup_{\|t\|=1, t \in S_m} \|\tau\|_\infty \int_0^\infty t^2(x) dx = \|\tau\|_\infty := v.$$

Finally, using Lemma 7, (24) and that  $\nu_\ell$  is centered we get

$$\mathbb{E} \left[ \sup_{\|t\|=1, t \in S_m} |\nu_\ell(t)|^2 \right] \leq \frac{1}{\ell} \sum_{k=0}^{m-1} \mathbb{E}(\varphi_k^2(D_1)) \leq c^* \frac{\sqrt{m}}{\ell} := H_\ell^2.$$

To summarize we have

$$(25) \quad H_\ell = \sqrt{\frac{c^* \sqrt{m}}{\ell}}, \quad v = \|\tau\|_\infty \quad \text{and} \quad b = \sqrt{2m}.$$

It follows from Lemma A.1. (see the Supplementary material), with parameters (25) and  $\varepsilon_\ell = \frac{1}{2}$ , that

$$\begin{aligned} \sum_{k=0}^{m-1} \mathbb{E}[(\hat{a}_k - a_k)^2 \mathbf{1}_{R_T \geq 1}] &\leq \mathbb{E} \left[ \sum_{\ell=1}^{\infty} \mathbf{1}_{R_T = \ell} \frac{4c^* \sqrt{m}}{\ell} \right] \\ &\quad + \sum_{\ell=1}^{\infty} \mathbb{P}(R_T = \ell)^{\frac{1}{2}} \left( 6 \left( \frac{2\|\tau\|_\infty}{\ell \kappa'} \right)^2 \exp \left( -\frac{\kappa' c^* \sqrt{m}}{2\|\tau\|_\infty} \right) + 36 \left( \frac{2\sqrt{2m}}{\ell \kappa'} \right)^4 \exp \left( -\frac{\sqrt{\ell} \kappa'}{2\sqrt{2m}^{1/4}} \right) \right)^{\frac{1}{2}} \end{aligned}$$

where  $\kappa'$  is a universal constant. Now we use that  $m \leq cT$  and that the function  $x \mapsto x^8 e^{-(\kappa'/(2\sqrt{2}))\sqrt{x}}$  is bounded on  $\mathbb{R}^+$ . We denote by  $c_8 = c_8(\kappa', c)$  its bound. We have

$$(26) \quad \exp \left( -\frac{\kappa'}{2\sqrt{2}} \sqrt{\frac{\ell}{\sqrt{m}}} \right) \leq \exp \left( -\frac{\kappa'}{2\sqrt{2}c^{1/4}} \sqrt{\frac{\ell}{\sqrt{T}}} \right) \leq c_8 \left( \frac{\sqrt{T}}{\ell} \right)^8.$$

From the Cauchy Schwarz inequality and  $\sqrt{a+b} \leq \sqrt{a} + \sqrt{b}$ , we get

$$\begin{aligned} \sum_{k=0}^{m-1} \mathbb{E}[(\hat{a}_k - a_k)^2 \mathbf{1}_{R_T \geq 1}] &\leq 4c^* \sqrt{m} \mathbb{E} \left[ \frac{\mathbf{1}_{R_T \geq 1}}{R_T} \right] + \sqrt{\sum_{\ell=1}^{\infty} \mathbb{P}(R_T = \ell)} \sqrt{\sum_{\ell=1}^{\infty} 6 \left( \frac{2\|\tau\|_{\infty}}{\ell \kappa'} \right)^2} \exp \left( -\frac{\kappa' c^*}{4\|\tau\|_{\infty}} \sqrt{m} \right) \\ &\quad + \frac{6(2\sqrt{2}c)^2 \sqrt{c_8}}{(\kappa')^2} T^3 \sqrt{\sum_{\ell=1}^{\infty} \frac{\mathbb{P}(R_T = \ell)}{\ell^{10}}} \sqrt{\sum_{\ell=1}^{\infty} \frac{1}{\ell^2}} \\ &\leq 4c^* \sqrt{m} \mathbb{E} \left[ \frac{\mathbf{1}_{R_T \geq 1}}{R_T} \right] + \mathbf{C}_1 \|\tau\|_{\infty} \exp \left( -\frac{\kappa' c^*}{4\|\tau\|_{\infty}} \sqrt{m} \right) + \mathbf{C}_2 T^3 \sqrt{\mathbb{E} \left[ \frac{\mathbf{1}_{R_T \geq 1}}{R_T^{10}} \right]}, \end{aligned}$$

where we set

$$(27) \quad \mathbf{C}_1 = \frac{2\sqrt{6}}{\kappa'} \sqrt{\sum_{\ell=1}^{\infty} \frac{1}{\ell^2}} \quad \text{and} \quad \mathbf{C}_2 = \frac{6(2\sqrt{2}c)^2 \sqrt{c_8}}{(\kappa')^2} \sqrt{\sum_{\ell=1}^{\infty} \frac{1}{\ell^2}}.$$

Gathering all the terms completes the proof.  $\square$

### 7.3. Proof of Theorem 2.

7.3.1. *Proof of Theorem 2.* First, observe that

$$\hat{m} = \arg \min_{m \in \mathcal{M}_T} (-\|\hat{\tau}_m\|^2 + \widehat{\text{pen}}(m)) = \arg \min_{m \in \mathcal{M}_T} (\|\tau - \hat{\tau}_m\|^2 + \widehat{\text{pen}}(m))$$

Consider the contrast  $\gamma_{R_T}(t) = \|t\|^2 - (2/R_T) \sum_{i=1}^{R_T} t(D_i)$ . It is easily verified that,  $\hat{\tau}_m = \arg \min_{t \in S_m} \gamma_T(t)$ . Moreover, we note that

$$(28) \quad \gamma_{R_T}(t) - \gamma_{R_T}(s) = \|t - \tau\|^2 - \|s - \tau\|^2 + 2\langle t - s, \tau \rangle - \frac{2}{R_T} \sum_{i=1}^{R_T} (t - s)(D_i).$$

Then, by definition of  $\hat{m}$ , we have  $\gamma_T(\hat{\tau}_{\hat{m}}) + \widehat{\text{pen}}(\hat{m}) \leq \gamma_T(\tau_m) + \widehat{\text{pen}}(m)$ . This with (28) implies

$$(29) \quad \|\hat{\tau}_{\hat{m}} - \tau\|^2 \leq \|\tau - \tau_m\|^2 + \widehat{\text{pen}}(m) + 2\nu_{R_T}(\hat{\tau}_{\hat{m}} - \tau_m) - \widehat{\text{pen}}(\hat{m}),$$

where

$$\nu_{R_T}(t) = \frac{1}{R_T} \sum_{i=1}^{R_T} (t(D_i) - \langle t, \tau \rangle).$$

Using that  $\nu_{R_T}$  is a linear form and the inequality  $2xy \leq \frac{1}{4}x^2 + 4y^2$  we get

$$\begin{aligned} 2\nu_{R_T}(\hat{\tau}_{\hat{m}} - \tau_m) &\leq \frac{1}{4} \|\hat{\tau}_{\hat{m}} - \tau_m\|^2 + 4 \sup_{t \in S_{\hat{m} \vee m}, \|t\|=1} \nu_{R_T}(t)^2 \\ &\leq \frac{1}{2} \|\hat{\tau}_{\hat{m}} - \tau\|^2 + \frac{1}{2} \|\tau_m - \tau\|^2 + 4 \sup_{t \in S_{\hat{m} \vee m}, \|t\|=1} \nu_{R_T}(t)^2. \end{aligned}$$

Plugging this in (29) and gathering the terms, lead to

$$\frac{1}{2} \|\hat{\tau}_{\hat{m}} - \tau\|^2 \leq \frac{3}{2} \|\tau - \tau_m\|^2 + \widehat{\text{pen}}(m) + 4 \sup_{t \in S_{\hat{m} \vee m}, \|t\|=1} \nu_{R_T}(t)^2 - \widehat{\text{pen}}(\hat{m}).$$

We introduce the following Lemma (see the proof in Section 7.3.2):

**Lemma 5.** *Under the Assumptions of Theorem 2, let*

$$(30) \quad p_{R_T}(m) = 2(1 + 2\mathbf{c} \log(1 + R_T)) \frac{c^* \sqrt{m}}{R_T} \mathbf{1}_{R_T \geq 1}.$$

For  $\mathbf{c} \geq (1/(c^* \kappa'))$ , we have, for  $T \geq e^{10\|\tau\|}$ ,

$$\mathbb{E} \left[ \left( \sup_{t \in S_{\widehat{m} \vee m}, \|t\|=1} \nu_{R_T}(t)^2 - p_{R_T}(\widehat{m} \vee m) \right)_+ \mathbf{1}_{R_T \geq 1} \right] \leq 2c_1 (\|\tau\|_\infty \vee 1) \mathbb{E}^{1/2} \left[ \frac{T^8 \mathbf{1}_{R_T \geq 1}}{R_T^{10}} \right]$$

with  $c_1$  a constant.

We have

$$\begin{aligned} \frac{1}{2} \|\widehat{\tau}_{\widehat{m}} - \tau\|^2 &\leq \frac{3}{2} \|\tau - \tau_m\|^2 + 4 \left( \sup_{t \in S_{\widehat{m} \vee m}, \|t\|=1} \nu_{R_T}(t)^2 - p_{R_T}(m \vee \widehat{m}) \right)_+ \\ &\quad + \widehat{\text{pen}}(m) + 4p_{R_T}(m \vee \widehat{m}) - \widehat{\text{pen}}(\widehat{m}) \end{aligned}$$

where  $p_{R_T}$  is defined in (30). Using that  $4p_{R_T}(m \vee \widehat{m}) \leq 4p_{R_T}(m) + 4p_{R_T}(\widehat{m})$  and  $\widehat{\text{pen}}(m') = 4p_{R_T}(m')$ ,  $\forall m'$ , we get

$$(31) \quad \frac{1}{2} \|\widehat{\tau}_{\widehat{m}} - \tau\|^2 \leq \frac{3}{2} \|\tau - \tau_m\|^2 + 4 \left( \sup_{t \in S_{\widehat{m} \vee m}, \|t\|=1} \nu_{R_T}(t)^2 - p_{R_T}(m \vee \widehat{m}) \right)_+ + 2\widehat{\text{pen}}(m)$$

Taking expectation in (31) together with Lemma 5, and the fact that, under (A1),

$$\mathbb{E} \left[ \left( \sup_{t \in S_{\widehat{m} \vee m}, \|t\|=1} \nu_{R_T}(t)^2 - p_{R_T}(\widehat{m} \vee m) \right)_+ \mathbf{1}_{R_T=0} \right] \leq \|\tau\|^2 \mathbb{P}(R_T = 0) \leq \frac{\|\tau\|^2 \mu}{T},$$

we derive  $\forall m \in \mathcal{M}_T$

$$\mathbb{E}[\|\widehat{\tau}_{\widehat{m}} - \tau\|^2] \leq 3\|\tau - \tau_m\|^2 + 4\mathbb{E}[\widehat{\text{pen}}(m)] + 16c_1 (\|\tau\|_\infty \vee 1) \mathbb{E}^{1/2} \left[ \frac{T^8 \mathbf{1}_{R_T \geq 1}}{R_T^{10}} \right] + 8 \frac{\|\tau\|^2 \mu}{T}.$$

This implies the result given in Theorem 2.  $\square$

7.3.2. *Proof of Lemma 5.* First, we use that

$$(32) \quad \begin{aligned} \mathbb{E} \left[ \left( \sup_{t \in S_m, \|t\|=1} \nu_{R_T}(t)^2 - p_{R_T}(m) \right)_+ \mathbf{1}_{R_T \geq 1} \right] &= \sum_{\ell=1}^{\infty} \mathbb{E} \left[ \left( \sup_{t \in S_m, \|t\|=1} \nu_{\ell}(t)^2 - p_{\ell}(m) \right)_+ \mathbf{1}_{R_T = \ell} \right] \\ &\leq \sum_{\ell=1}^{\infty} \left( \mathbb{E} \left[ \left( \sup_{t \in S_m, \|t\|=1} \nu_{\ell}(t)^2 - p_{\ell}(m) \right)_+^2 \right] \mathbb{P}(R_T = \ell) \right)^{\frac{1}{2}}, \end{aligned}$$

where  $\nu_{\ell}(t) = \frac{1}{\ell} \sum_{j=1}^{\ell} (t(D_j) - \langle t, \tau \rangle)$  and  $p_{\ell}(m) = 2(1 + 2\varepsilon_{\ell})H_{\ell}^2$ . We bound the expectation in (32) applying Lemma A.1. (see the Supplementary material) as in the proof of Theorem 1 with  $b$ ,  $v$  and  $H_{\ell}$  given by (25). Now we take  $\varepsilon_{\ell} = \mathbf{c} \log(1 + \ell)$ . Denote by  $X = \left( \sup_{t \in S_m, \|t\|=1} \nu_{\ell}(t)^2 - \right.$

$\left. 2(1 + \varepsilon_{\ell})H_{\ell}^2 \right)_+$ , we obtain

$$(33) \quad \begin{aligned} \mathbb{E}[X^2] &\leq 6 \left( \frac{2\|\tau\|_\infty}{\ell \kappa'} \right)^2 \exp \left( - \frac{\kappa' c^* \mathbf{c}}{\|\tau\|_\infty} \sqrt{m} \log(1 + \ell) \right) + 36 \left( \frac{2\sqrt{2m}}{\ell \kappa'} \right)^4 \exp \left( - \frac{\kappa' \sqrt{c c^* \ell \log(1 + \ell)}}{2m^{1/4}} \right) \\ &\leq \frac{24\|\tau\|_\infty^2}{(\kappa')^2} \frac{1}{\ell \sqrt{m} / \|\tau\|_\infty + 2} + C \frac{T^6}{\ell^{12}}, \end{aligned}$$

where  $C$  is a constant,  $\mathbf{c}$  is such that  $\kappa' \mathbf{c}^* \mathbf{c} \geq 1$ . We use for the second term  $\log(1 + \ell) \geq \log(2)$  and an inequality similar to (26).

Plugging (33) into (32) leads to

$$\begin{aligned}
 & \mathbb{E} \left[ \left( \sup_{t \in S_m, \|t\|=1} \nu_{R_T}(t)^2 - p(m) \right)_+ \mathbf{1}_{R_T \geq 1} \right] \\
 & \leq \frac{2\sqrt{6}\|\tau\|_\infty}{\kappa'} \sum_{\ell=1}^{\infty} \sqrt{\frac{\mathbb{P}(R_T = \ell)}{\ell^{2+\sqrt{m}/\|\tau\|_\infty}}} + C^{1/2} T^3 \sum_{\ell=1}^{\infty} \left( \frac{\mathbb{P}(R_T = \ell)}{\ell^{12}} \right)^{1/2}. \\
 (34) \quad & \leq \frac{2\sqrt{6}\|\tau\|_\infty}{\kappa'} \sqrt{\sum_{\ell=1}^{\infty} \frac{1}{\ell^2} \mathbb{E} \left[ \frac{\mathbf{1}_{R_T \geq 1}}{(R_T)^{\sqrt{m}/\|\tau\|_\infty}} \right]} + C^{1/2} T^3 \sqrt{\sum_{\ell=1}^{\infty} \frac{1}{\ell^2} \mathbb{E} \left[ \frac{\mathbf{1}_{R_T \geq 1}}{R_T^{10}} \right]},
 \end{aligned}$$

where the last inequality follows from the Cauchy Schwarz inequality. To conclude, we write that

$$\begin{aligned}
 & \mathbb{E} \left[ \left( \sup_{t \in S_{\widehat{m} \vee m}, \|t\|=1} \nu_{R_T}(t)^2 - p_{R_T}(\widehat{m} \vee m) \right)_+ \mathbf{1}_{R_T \geq 1} \right] \\
 & \leq \sum_{m' \in \mathcal{M}_T} \mathbb{E} \left[ \left( \sup_{t \in S_{m' \vee m}, \|t\|=1} \nu_{R_T}(t)^2 - p_{R_T}(m \vee m') \right)_+ \mathbf{1}_{R_T \geq 1} \right] \\
 & \leq c_1 (\|\tau\|_\infty \vee 1) \sum_{m' \in \mathcal{M}_T} \left( \sqrt{\mathbb{E} \left[ \frac{\mathbf{1}_{R_T \geq 1}}{(R_T)^{(\sqrt{m'} \vee \sqrt{m})/\|\tau\|_\infty}} \right]} + T^3 \sqrt{\mathbb{E} \left[ \frac{\mathbf{1}_{R_T \geq 1}}{R_T^{10}} \right]} \right),
 \end{aligned}$$

where  $c_1$  is a constant. Consequently, using that  $\log^2(T) \leq m \leq T$  together with the Cauchy Schwarz inequality, we get

$$\begin{aligned}
 & \mathbb{E} \left[ \left( \sup_{t \in S_{\widehat{m} \vee m}, \|t\|=1} \nu_{R_T}(t)^2 - p_{R_T}(m) \right)_+ \mathbf{1}_{R_T \geq 1} \right] \\
 (35) \quad & \leq c_1 (\|\tau\|_\infty \vee 1) \left[ \sum_{m=\lceil \log^2(T) \rceil}^T \sqrt{\mathbb{E} \left[ \frac{\mathbf{1}_{R_T \geq 1}}{R_T^{\sqrt{m}/\|\tau\|_\infty}} \right]} + T^4 \sqrt{\mathbb{E} \left[ \frac{\mathbf{1}_{R_T \geq 1}}{R_T^{10}} \right]} \right].
 \end{aligned}$$

Now, for  $T \geq \exp(10\|\tau\|_\infty)$ , we have  $\sqrt{m}/\|\tau\|_\infty \geq \log(T)/\|\tau\|_\infty \geq 10$  and

$$(36) \quad \mathbb{E} \left[ \frac{\mathbf{1}_{R_T \geq 1}}{R_T^{\sqrt{m}/\|\tau\|_\infty}} \right] \leq \mathbb{E} \left[ \frac{\mathbf{1}_{R_T \geq 1}}{R_T^{10}} \right].$$

Therefore, plugging (36) in equation (35) implies the result of Lemma 5.  $\square$

**7.4. Proof of Lemma 2.** From (7), we derive that for  $i \geq 1$ ,  $\widehat{D}_{i+1}^\Delta = D_{R_{\widehat{T}_i^\Delta}+1} + \Delta \xi_i$  where we set  $\xi_i := \frac{1}{\Delta} (F_{\widehat{T}_i^\Delta - \Delta} - F_{\widehat{T}_{i+1}^\Delta - \Delta})$ . By the definition of forward times and the variables  $(\widehat{T}_i^\Delta)$ , it is straightforward to get that  $|\xi_i| \leq 1$ . We are left to prove that  $(D_{R_{\widehat{T}_i^\Delta}+1})$  are i.i.d. with density  $\tau$ . The independence is due to the renewal property, we prove the density is  $\tau$ . Let  $h : \mathbb{R}^+ \rightarrow \mathbb{R}$  be a bounded measurable function, decomposing on the values of  $\widehat{T}_i^\Delta$ , we find that

$$\mathbb{E} [h(D_{R_{\widehat{T}_i^\Delta}+1})] = \sum_{j=1}^{\lfloor T\Delta^{-1} \rfloor} \mathbb{E} [h(D_{R_{j\Delta}+1}) | \widehat{T}_i^\Delta = j\Delta] \mathbb{P}(\widehat{T}_i^\Delta = j\Delta).$$

It is sufficient to show that:

(37) for all  $k \leq j$  the variables  $D_{R_{j\Delta}+1}$  and  $(R_{k\Delta} - R_{(k-1)\Delta})$  are independent

and that

(38)  $D_{R_{j\Delta}+1}$  has density  $\tau$ .

Indeed, if (37) and (38) hold true, the independence between  $D_{R_{j\Delta}+1}$  and  $(R_{k\Delta} - R_{(k-1)\Delta})_{k \leq j}$  ensures that  $D_{R_{j\Delta}+1}$  is independent of the event  $\{\widehat{T}_i^\Delta = j\Delta\}$ . This leads to

$$\begin{aligned} \mathbb{E}[h(D_{R_{\widehat{T}_i^\Delta}+1})] &= \sum_{j=1}^{\lfloor T\Delta^{-1} \rfloor} \mathbb{E}[h(D_{R_{j\Delta}+1})] \mathbb{P}(\widehat{T}_i^\Delta = j\Delta) \\ &= \sum_{j=1}^{\lfloor T\Delta^{-1} \rfloor} \int_0^\infty h(y)\tau(y)dy \mathbb{P}(\widehat{T}_i^\Delta = j\Delta) = \mathbb{E}[h(D_1)]. \end{aligned}$$

Therefore, this implies that  $D_{R_{\widehat{T}_i^\Delta}+1}$  has density  $\tau$ .

Now, we prove (37) and (38). Let  $h_1 : \mathbb{R}^+ \rightarrow \mathbb{R}$  and  $h_2 : \mathbb{N} \rightarrow \mathbb{R}$  be bounded measurable functions, and  $k \leq j$ . We have

$$\begin{aligned} &\mathbb{E}[h_1(D_{R_{j\Delta}+1})h_2(R_{k\Delta} - R_{(k-1)\Delta})] \\ &= \sum_{\ell_1=0}^\infty \sum_{\ell_2=0}^{\ell_1} \sum_{\ell_3=0}^{\ell_2} h_2(\ell_3) \mathbb{E}[h_1(D_{\ell_1+1}) | R_{j\Delta} = \ell_1, R_{k\Delta} = \ell_2, R_{k\Delta} - R_{(k-1)\Delta} = \ell_3] \\ &\quad \times \mathbb{P}(R_{j\Delta} = \ell_1, R_{k\Delta} = \ell_2, R_{k\Delta} - R_{(k-1)\Delta} = \ell_3). \end{aligned}$$

As  $k \leq j$ , we have  $R_{k\Delta} - R_{(k-1)\Delta} \leq R_{k\Delta} \leq R_{j\Delta}$  *a.s.* and the renewal property ensures that  $D_{\ell_1+1}$  is independent of the event  $\{R_{j\Delta} = \ell_1, R_{k\Delta} = \ell_2, R_{k\Delta} - R_{(k-1)\Delta} = \ell_3\}$ ,  $0 \leq \ell_3 \leq \ell_2 \leq \ell_1$ , it follows that

$$\begin{aligned} &\mathbb{E}[h_1(D_{R_{j\Delta}+1})h_2(R_{k\Delta} - R_{(k-1)\Delta})] \\ &= \mathbb{E}[h_1(D_1)] \sum_{\ell_3=0}^\infty h_2(\ell_3) \sum_{\ell_1=\ell_3}^\infty \sum_{\ell_2=\ell_3}^{\ell_1} \mathbb{P}(R_{j\Delta} = \ell_1, R_{k\Delta} = \ell_2, R_{k\Delta} - R_{(k-1)\Delta} = \ell_3) \\ &= \mathbb{E}[h_1(D_1)] \sum_{\ell_3=0}^\infty h_2(\ell_3) \mathbb{P}(R_{j\Delta} \geq R_{k\Delta}, R_{k\Delta} \geq R_{k\Delta} - R_{(k-1)\Delta}, R_{k\Delta} - R_{(k-1)\Delta} = \ell_3) \\ &= \mathbb{E}[h_1(D_1)] \sum_{\ell_3=0}^\infty h_2(\ell_3) \mathbb{P}(R_{k\Delta} - R_{(k-1)\Delta} = \ell_3) = \mathbb{E}[h_1(D_1)] \mathbb{E}[h_2(R_{k\Delta} - R_{(k-1)\Delta})] \end{aligned}$$

where in last line, we use that  $k \leq j$ , implying that  $R_{k\Delta} - R_{(k-1)\Delta} \leq R_{k\Delta} \leq R_{j\Delta}$  *a.s.* The equality implies both (37) and (38). The proof of Lemma 2 is now complete.  $\square$

**7.5. Proof of Proposition 2.** As in the proof of Theorem 1 we have  $\|\check{\tau}_m - \tau\|^2 = \|\tau - \tau_m\|^2 + \sum_{k=0}^{m-1} (\check{a}_k - a_k)^2$ . Having an expansion of the coefficients  $\check{a}_k$  based on relation (9) leads to

$$\check{a}_k = \frac{1}{N_T} \sum_{i=1}^{N_T} \varphi_k(\widehat{D}_i^\Delta) = \frac{1}{N_T} \sum_{i=1}^{N_T} \varphi_k(D_{R_{\widehat{T}_i^\Delta}+1} + \Delta\xi_i) = \check{a}_k + \frac{\Delta}{N_T} \sum_{i=1}^{N_T} \varphi'_k(\check{\xi}_i),$$



for some random variables  $\tilde{\xi}_j$  and where  $\tilde{a}_k := (1/N_T) \sum_{i=1}^{N_T} \varphi_k(D_{R_{\tilde{T}_i^\Delta} + 1})$ . It follows that

$$\sum_{k=0}^{m-1} (\check{a}_k - a_k)^2 \leq 2 \sum_{k=0}^{m-1} (\tilde{a}_k - a_k)^2 + 2\Delta^2 \sum_{k=0}^{m-1} \left( \frac{1}{N_T} \sum_{i=1}^{N_T} |\varphi'_k(\tilde{\xi}_i)| \right)^2.$$

Using that  $\|\varphi_k\|_\infty \leq \sqrt{2}$ ,  $\forall k$  and the relation (see Lemma 5.2 in Comte & Dion (2016)),  $\varphi'_k = -\varphi_k - 2 \sum_{\ell=0}^{k-1} \varphi_\ell$ , we get  $\|\varphi'_k\|_\infty \leq \sqrt{2}(1 + 2k)$ . This leads to

$$\begin{aligned} \sum_{k=0}^{m-1} (\check{a}_k - a_k)^2 &\leq 2 \sum_{k=0}^{m-1} (\tilde{a}_k - a_k)^2 + 2\Delta^2 \sum_{k=0}^{m-1} 2(1 + 2k)^2 \\ &= 2 \sum_{k=0}^{m-1} (\tilde{a}_k - a_k)^2 + \Delta^2 \frac{m(4m^2 - 1)}{3}. \end{aligned}$$

Taking expectation and thanks to Lemma 2, the first term can be treated similarly as in the proof of Theorem 1 replacing  $R_T$  with  $N_T$ . Note that  $\mathbb{P}(N_T = 0) = \mathbb{P}(R_T = 0) \leq \mu/T$  under (A1). We derive Proposition 2.  $\square$

**7.6. Proof of Theorem 3.** The proof of Theorem 3 follows the line of the proof of Theorem 2 with  $\nu_{R_T}(t)$  replaced by  $\check{\nu}_{N_T}(t)$  where

$$\check{\nu}_{N_T}(t) = \frac{1}{N_T} \sum_{i=1}^{N_T} (t(\hat{D}_i^\Delta) - \langle \tau, t \rangle).$$

We have

$$\sup_{t \in S_{\hat{m} \vee m}, \|t\|=1} [\check{\nu}_{N_T}(t)]^2 \leq 2 \sup_{t \in S_{\hat{m} \vee m}, \|t\|=1} [\nu_{N_T}(t)]^2 + 2 \sup_{t \in S_{\hat{m} \vee m}, \|t\|=1} [r\check{e}s_T(t)]^2$$

where  $r\check{e}s_T(t) = (1/N_T) \sum_{i=1}^{N_T} (t(\hat{D}_i^\Delta) - t(D_i))$ . It follows from the proof of Proposition 2 that

$$\sup_{t \in S_{\hat{m} \vee m}, \|t\|=1} [r\check{e}s_T(t)]^2 \leq \frac{4}{3} m^3 \Delta^2.$$

Then, let  $p_{N_T}(m)$  defined in (30) and  $\check{p}_{N_T}(m) = (8/3)\Delta^2 m^3$ . We get

$$\begin{aligned} \frac{1}{2} \|\check{\tau}_{\hat{m}} - \tau\|^2 &\leq \frac{3}{2} \|\tau - \tau_m\|^2 + \text{p}\check{\text{e}}\text{n}(m) + 8 \left( \sup_{t \in S_{\hat{m} \vee m}, \|t\|=1} \nu_{N_T}(t)^2 - p_{N_T}(m \vee \hat{m}) \right)_+ \\ &\quad + 8 \left( \sup_{t \in S_{\hat{m} \vee m}, \|t\|=1} [r\check{e}s_T(t)]^2 - \check{p}_{N_T}(m \vee \hat{m}) \right)_+ + 8p_{N_T}(m \vee \check{m}) \\ &\quad + 8\check{p}_{N_T}(m \vee \check{m}) - \text{p}\check{\text{e}}\text{n}(\check{m}) \\ &\leq \frac{3}{2} \|\tau - \tau_m\|^2 + \text{p}\text{e}\text{n}(m) + 8 \left( \sup_{t \in S_{\hat{m} \vee m}, \|t\|=1} \nu_{N_T}(t)^2 - p_{N_T}(m \vee \hat{m}) \right)_+ \\ &\quad + 8p_{N_T}(m \vee \check{m}) + 8\check{p}_{N_T}(m \vee \check{m}) - \text{p}\check{\text{e}}\text{n}(\check{m}). \end{aligned}$$

Now we choose  $\text{p}\check{\text{e}}\text{n}(m) = 8p_{N_T}(m) + 8\check{p}_{T,2}(m)$  so that

$$8p_{N_T}(m \vee \check{m}) + 8\check{p}_{N_T}(m \vee \check{m}) - \text{p}\check{\text{e}}\text{n}(\check{m}) \leq \text{p}\check{\text{e}}\text{n}(m)$$

and we apply Lemma 5, which yields the result.  $\square$

**7.7. Proof of Lemma 3.** From (7), and under (A4) we have for  $i \geq 1$ ,  $R_{\widehat{T}_i^\Delta} = i$  *a.s.* and thus  $\widehat{D}_{i+1}^\Delta = D_{i+1} + F_{\widehat{T}_i^\Delta - \Delta} - F_{\widehat{T}_{i+1}^\Delta - \Delta}$ , where the three variables are independent by the renewal property. Under (A2) and for fixed time  $t > 0$ , the density of  $F_t$  does not depend on  $t$  and is given by  $\tau_0$  defined in (A2) (see *e.g.* formula (4.2.6) in Daley & Vere-Jones (2003)). Let  $h : \mathbb{R}^+ \rightarrow \mathbb{R}$  be a bounded measurable function, we have

$$\mathbb{E}[h(F_{\widehat{T}_i^\Delta - \Delta})] = \sum_{j=1}^{\lfloor T\Delta^{-1} \rfloor} \mathbb{E}[h(F_{j\Delta - \Delta}) | \widehat{T}_i^\Delta = j\Delta] \mathbb{P}(\widehat{T}_i^\Delta = j\Delta).$$

Moreover, for all  $x \geq 0$  we have

$$\begin{aligned} \mathbb{P}(F_{j\Delta - \Delta} \leq x | \widehat{T}_i^\Delta = j\Delta) &= \mathbb{P}(F_{j\Delta - \Delta} \leq x | \exists i_0, T_{i_0} \in ((j-1)\Delta, j\Delta]) \\ &= \mathbb{P}(F_{j\Delta - \Delta} \leq x | F_{j\Delta - \Delta} \leq \Delta) \\ &= \frac{\int_0^{x \wedge \Delta} (1 - \int_0^y \tau(z) dz) dy}{\int_0^\Delta (1 - \int_0^y \tau(z) dz) dy} = \frac{x \wedge \Delta}{\Delta}, \end{aligned}$$

where we used the dead-zone assumption (A4) to derive the last equality. Consequently, the variable  $F_{j\Delta - \Delta} | \widehat{T}_i^\Delta = j\Delta$  has uniform distribution over  $[0, \Delta]$ . Then,

$$\mathbb{E}[h(F_{\widehat{T}_i^\Delta - \Delta})] = \sum_{j=1}^{\lfloor T\Delta^{-1} \rfloor} \int_0^\Delta \frac{1}{\Delta} h(y) dy \mathbb{P}(\widehat{T}_i^\Delta = j\Delta) = \int_0^\Delta \frac{1}{\Delta} h(y) dy,$$

which completes the proof.  $\square$

**7.8. Proof of Proposition 3.** To avoid cumbersomeness we work in the sequel as if the observations  $(\widehat{D}_i^\Delta, 1 \leq i \leq R_T)$  were independent. Strictly, we should consider separately  $(\widehat{D}_{2i}^\Delta, 2 \leq 2i \leq R_T)$  and  $(\widehat{D}_{2i+1}^\Delta, 1 \leq 2i+1 \leq R_T)$ , which are independent. But it is always possible in the sequel to split the sample, even if it means increasing slightly the constants.

First as  $\tilde{\tau}_m$  is in  $S_m$ , by Pythagoras Theorem we have

$$\begin{aligned} \|\tilde{\tau}_m - \tau\|^2 &= \|\tau - \tau_m\|^2 + \|\tilde{\tau}_m - \tau_m\|^2 = \|\tau - \tau_m\|^2 + \|\mathbf{G}_m(\Delta)^{-2}(\tilde{\mathbf{b}}_m - \mathbf{b}_m)\|_{2,m}^2 \\ &\leq \|\tau - \tau_m\|^2 + \rho^2 (\mathbf{G}_m(\Delta)^{-2}) \sum_{k=0}^{m-1} (\tilde{b}_k - b_k)^2, \end{aligned}$$

where  $\|\cdot\|_{2,m}$  denotes the  $\ell_2$  euclidean norm of a vector of size  $m$ . Taking expectation and decomposing on the possible values of  $R_T$ , we are left to control

$$\mathbb{E}[(\tilde{b}_k - b_k)^2] = \mathbb{E}\left[\sum_{\ell=0}^{\infty} \mathbf{1}_{R_T=\ell} \left(\frac{1}{\ell} \sum_{i=1}^{\ell} (\varphi_k(Y_i^\Delta) - \langle \varphi_k, f_\Delta(\cdot - \Delta) \rangle)\right)^2\right].$$

As in the proof of Theorem 1, the same computations based on Lemma A.1. lead to

$$\sum_{k=0}^{m-1} \mathbb{E}[(\tilde{b}_k - b_k)^2] \leq 4c^* \sqrt{m} \mathbb{E}\left[\frac{\mathbf{1}_{R_T \geq 1}}{R_T}\right] + \frac{\mathbb{E}(D_1^2) \|\tau\|^2}{T^2} + \mathbf{C}_1 \|\tau\|_\infty \exp\left(-\frac{\kappa' c^*}{2\|\tau\|_\infty} \sqrt{m}\right) + \mathbf{C}'_2 m \sqrt{\mathbb{E}\left[\frac{T^8 \mathbf{1}_{R_T \geq 1}}{R_T^{14}}\right]}.$$

where  $\mathbf{C}_1$  is given in (27) and  $\mathbf{C}'_2$  is similar to  $\mathbf{C}_2$  with  $c_8$  replaced by  $c_{12}$  in the bound (26). Note that we also use that  $\mathbb{P}(R_T = 0) = \mathbb{P}(D_1 > T) \leq \mathbb{E}(D_1^2)/T^2$ .  $\square$

## REFERENCES

- [1] A. Adekpedjou, E. A. Peña, and J. Quiton. Estimation and efficiency with recurrent event data under informative monitoring. *J. Statist. Plann. Inference*, 140(3):597–615, 2010.
- [2] E. E. Alvarez. Estimation in stationary Markov renewal processes, with application to earthquake forecasting in Turkey. *Methodol. Comput. Appl. Probab.*, 7(1):119–130, 2005.
- [3] J.-P. Baudry, C. Maugis and B. Michel. Slope heuristics: overview and implementation. *Stat. Comput.* 22(2), 455470, 2012.
- [4] L. Birgé and P. Massart. Minimum contrast estimators on sieves: exponential bounds and rates of convergence. *Bernoulli*, 4(3):329–375, 1998.
- [5] B. Bongioanni and J. L. Torrea. What is a Sobolev space for the Laguerre function systems? *Studia Math.*, 192(2):147–172, 2009.
- [6] F. Comte, C.-A. Cuenod, M. Pensky and Y. Rozenholc. Laplace deconvolution on the basis of time domain data and its application to dynamic contrast-enhanced imaging. *Journal of the Royal Statistical Society B*, 9(1), 69-94, 2017.
- [7] F. Comte and C. Dion. Nonparametric estimation in a multiplicative censoring model with symmetric noise. *Journal of Nonparametric Statistics* 28 (4), 768-801, 2016.
- [8] F. Comte, C., Duval, and V. Genon-Catalot. Nonparametric density estimation in compound Poisson processes using convolution power estimators. *Metrika* 77, 163-183, 2014.
- [9] F. Comte and V. Genon-Catalot. Adaptive Laguerre density estimation for mixed Poisson models. *Electronic Journal of Statistics* 9, 1112-1148, 2015.
- [10] F. Comte and V. Genon-Catalot. Laguerre and Hermite bases for inverse problems. Preprint MAP5, 2017.
- [11] D. J. Daley and D. Vere-Jones. *An introduction to the theory of point processes. Vol. I.* Probability and its Applications (New York). Springer-Verlag, New York, second edition, 2003. Elementary theory and methods.
- [12] A. Delaigle and A. Meister. Nonparametric function estimation under Fourier-oscillating noise. *Statistica Sinica*, 21, 1065-1092, 2011.
- [13] C. Duval. Density estimation for compound Poisson processes from discrete data. *Stochastic Process. Appl.*, 123(11):3963–3986, 2013a.
- [14] C. Duval. Nonparametric estimation of a renewal reward process from discrete data. *Mathematical Methods of Statistics*, 22(1), 28-56, 2013b.
- [15] I. Epifani, L. Ladelli, and A. Pievatolo. Bayesian estimation for a parametric Markov renewal model applied to seismic data. *Electron. J. Stat.*, 8(2):2264–2295, 2014.
- [16] B. van Es. Combining kernel estimators in the uniform deconvolution problem. *Stat. Neerl.* 65(3):275–296, 2011.
- [17] B. van Es, S. Gugushvili, and P. Spreij. A kernel type nonparametric density estimator for decompounding. *Bernoulli*, 13(3):672–694, 2007.
- [18] J. Fan. On the optimal rates of convergence for nonparametric deconvolution problems. *Ann. Statist.*, 19(3):1257–1272, 1991.
- [19] R. D. Gill and N. Keiding. Product-limit estimators of the gap time distribution of a renewal process under different sampling patterns. *Lifetime Data Anal.*, 16(4):571–579, 2010.
- [20] I.S. Gradshteyn and I.M. Ryzhik. *Tables of integrals, series, and products.* Academic Press, New York, 1980.
- [21] G. R. Grimmett and D. R. Stirzaker. *Probability and random processes.* Oxford University Press, New York, third edition, 2001.
- [22] P. Groeneboom and G. Jongbloed. Density estimation in the uniform deconvolution model. *Stat. Neerl.* 57(1):136–157, 2003.
- [23] Y. Guédon and C. Coccozza-Thivent. Nonparametric estimation of renewal processes from count data. *Canad. J. Statist.*, 31(2):191–223, 2003.
- [24] P. Hall and A. Meister. A ridge-parameter approach to deconvolution. *Ann. Statist.*, 35(4):1535–1558, 2007.
- [25] M. Hoffmann and A. Olivier. Nonparametric estimation of the division rate of an age dependent branching process. *Stochastic Process. Appl.*, 126(5):1433–1471, 2016.
- [26] T. Lindvall. *Lectures on the coupling method.* Wiley Series in Probability and Mathematical Statistics: Probability and Mathematical Statistics. John Wiley & Sons, Inc., New York, 1992. A Wiley-Interscience Publication.
- [27] G. Mabon. Adaptive deconvolution on the nonnegative real line. HAL preprint MAP5 2014-33, to appear in *Scandinavian Journal of Statistics*, 2017.

- [28] P. Massart. *Concentration inequalities and model selection*, volume 1896 of *Lecture Notes in Mathematics*. Springer, Berlin, 2007. Lectures from the 33rd Summer School on Probability Theory held in Saint-Flour, July 6–23, 2003, With a foreword by Jean Picard.
- [29] A. Meister. Deconvolution from Fourier-oscillating error densities under decay and smoothness restrictions. *Inverse Problems*, 24(1):015003, 14, 2008.
- [30] G. K. Miller and U. N. Bhat. Estimation for renewal processes with unobservable gamma or Erlang interarrival times. *J. Statist. Plann. Inference*, 61(2):355–372, 1997.
- [31] G. Soon & M. Woodroffe. Nonparametric estimation and consistency for renewal processes. *J. Statist. Plann. Inference*, 53(2):171–195, 1996.
- [32] Y. Vardi. Nonparametric estimation in renewal processes. *Ann. Statist.*, 10(3):772–785, 1982.
- [33] Y. Vardi. Multiplicative censoring, renewal processes, deconvolution and decreasing density: non-parametric estimation. *Biometrika*, 76(4):751–761, 1989.

Corresponding author.

Fabienne COMTE

MAP5 UMR 8145, University Paris Descartes,

45, rue des Saints-Pères,

75006 PARIS, FRANCE

email. fabienne.comte@parisdescartes.fr

## Supporting information

Additional supporting information may be found in the online version of this article at the publishers web site.

### **Appendix A. Lemma A.1 (Talagrand inequality)**

#### **Appendix B. Additional proofs**

B.1. Proof of Lemma 7

B.2. Proof of Corollary 1

B.3. Proof of Corollary 2

B.4. Proof of Lemma 4

B.5. Proof of Theorem 4

#### **Appendix C. Additional numerical results**

#### **Appendix D. Matlab functions**

## Supplementary material

### APPENDIX A. TALAGRAND INEQUALITY

The result established below follows from the Talagrand concentration inequality given in Corollary 2 of Birgé and Massart (1998).

**Lemma 6.** *Let  $D_1, \dots, D_\ell$  be  $\ell$  i.i.d. random variables and  $\mathcal{F}$  a countable family of functions that are uniformly bounded by some constant  $b$ . Let  $v = \sup_{t \in \mathcal{F}} \mathbb{E}[t(D_1)^2]$  and  $H_\ell$  be such that  $\mathbb{E}[\sup_{t \in \mathcal{F}} |\nu_\ell(t)|] \leq H_\ell$ . There exists a universal constant  $\kappa'$  such that, for any positive  $\varepsilon_\ell$ , we have*

$$\mathbb{E} \left[ \left( \sup_{t \in \mathcal{F}, \|t\|=1} \nu_\ell(t)^2 - 2(1+2\varepsilon_\ell)H_\ell^2 \right)_+^2 \right] \leq 6 \left( \frac{2v}{\ell\kappa'} \right)^2 \exp \left( -\frac{\kappa'\ell\varepsilon_\ell H_\ell^2}{v} \right) + 36 \left( \frac{2b}{\ell\kappa'} \right)^4 \exp \left( -\frac{\ell\kappa' \sqrt{\varepsilon_\ell H_\ell^2}}{\sqrt{2}b} \right)$$

where  $\nu_\ell(t) = \frac{1}{\ell} \sum_{j=1}^{\ell} (t(D_j) - \langle t, \tau \rangle)$ , with the convention  $\nu_0(t) = 0, \forall t \in \mathcal{F}$ .

*Proof of Lemma 6.* The result is established using the Talagrand inequality and that for any positive random variable  $X$  we have  $\mathbb{E}[X^2] = 2 \int_0^\infty t \mathbb{P}(X \geq t) dt$ . Denote by  $X = \left( \sup_{t \in S_m, \|t\|=1} \nu_\ell(t)^2 - 2(1 + \varepsilon_\ell)H_\ell^2 \right)_+$ , it follows that

$$\begin{aligned} \mathbb{E}[X^2] &= 2 \int_0^\infty t \mathbb{P} \left( \sup_{t \in S_m, \|t\|=1} \nu_\ell(t)^2 \geq 2(1 + 2\varepsilon_\ell)H_\ell^2 + t \right) dt \\ &= 2 \int_0^\infty t \mathbb{P} \left( \sup_{t \in S_m, \|t\|=1} |\nu_\ell(t)| \geq \sqrt{2(1 + 2\varepsilon_\ell)H_\ell^2 + t} \right) dt \\ &\leq 2 \int_0^\infty t \mathbb{P} \left( \sup_{t \in S_m, \|t\|=1} |\nu_\ell(t)| \geq \sqrt{(1 + \varepsilon_\ell)H_\ell^2} + \sqrt{\varepsilon_\ell H_\ell^2 + \frac{t}{2}} \right) dt. \end{aligned}$$

We apply the Talagrand inequality (see *e.g.* Corollary 2 in Birgé and Massart [2]) with  $\eta = (\sqrt{1 + \varepsilon_\ell} - 1) \wedge 1$  and  $\lambda_\ell = \sqrt{\varepsilon_\ell H_\ell^2 + t/2}$ . We obtain, for  $\kappa'$  a universal constant,

$$\begin{aligned} \mathbb{E}[X^2] &\leq 6 \int_0^\infty t \exp \left( -\ell\kappa' \left\{ \frac{\varepsilon_\ell H_\ell^2 + t/2}{v} \wedge \frac{\sqrt{\varepsilon_\ell H_\ell^2 + t/2}}{b} \right\} \right) dt \\ &\leq 6 \int_0^\infty t \exp \left( -\ell\kappa' \frac{\varepsilon_\ell H_\ell^2 + t/2}{v} \right) dt + 6 \int_0^\infty t \exp \left( -\ell\kappa' \frac{\sqrt{\varepsilon_\ell H_\ell^2 + t/2}}{b} \right) dt. \end{aligned}$$

Next, we use that  $\sqrt{\varepsilon_\ell H_\ell^2 + t/2} \geq (\sqrt{\varepsilon_\ell} H_\ell + \sqrt{t/2})/\sqrt{2}$  to derive

$$\begin{aligned} \mathbb{E}[X^2] &\leq 6 \exp \left( -\frac{\kappa'\ell\varepsilon_\ell H_\ell^2}{v} \right) \int_0^\infty t \exp \left( \frac{\kappa' t}{2v} \right) dt \\ &\quad + 6 \exp \left( -\frac{\ell\kappa'}{\sqrt{2}b} \sqrt{\varepsilon_\ell H_\ell^2} \right) \int_0^\infty t \exp \left( -\kappa' \frac{\ell\sqrt{t}}{2b} \right) dt \\ &= 6 \left( \frac{2v}{\ell\kappa'} \right)^2 \exp \left( -\frac{\kappa'\ell\varepsilon_\ell H_\ell^2}{v} \right) + 36 \left( \frac{2b}{\kappa'\ell} \right)^4 \exp \left( -\frac{\ell\kappa'}{\sqrt{2}b} \sqrt{\varepsilon_\ell H_\ell^2} \right). \end{aligned}$$

Which is the desired result.  $\square$

## APPENDIX B. ADDITIONAL PROOFS

**B.1. Proof of Lemma 1.** The proof is a particular case of a Lemma proved in Comte and Genon-Catalot (2017). From Askey and Wainger (1965), we have for  $\nu = 4k + 2$ , and  $k$  large enough

$$|\varphi_k(x/2)| \leq C \begin{cases} a) & 1 & \text{if } 0 \leq x \leq 1/\nu \\ b) & (x\nu)^{-1/4} & \text{if } 1/\nu \leq x \leq \nu/2 \\ c) & \nu^{-1/4}(\nu - x)^{-1/4} & \text{if } \nu/2 \leq x \leq \nu - \nu^{1/3} \\ d) & \nu^{-1/3} & \text{if } \nu - \nu^{1/3} \leq x \leq \nu + \nu^{1/3} \\ e) & \nu^{-1/4}(x - \nu)^{-1/4}e^{-\gamma_1\nu^{-1/2}(x-\nu)^{3/2}} & \text{if } \nu + \nu^{1/3} \leq x \leq 3\nu/2 \\ f) & e^{-\gamma_2x} & \text{if } x \geq 3\nu/2 \end{cases}$$

where  $\gamma_1$  and  $\gamma_2$  are positive and fixed constants. From these estimates, we can prove

**Lemma 7.** *Assume that a random variable  $R$  has density  $f_R$  square-integrable on  $\mathbb{R}^+$ , and that  $\mathbb{E}(R^{-1/2}) < +\infty$ . For  $k$  large enough,*

$$\int_0^{+\infty} [\varphi_k(x)]^2 f_R(x) dx \leq \frac{c}{\sqrt{k}},$$

where  $c > 0$  is a constant depending on  $\mathbb{E}(R^{-1/2})$ .

The result of Lemma 1 follows from Lemma 7. □

**Proof of Lemma 7.** Hereafter, we denote by  $x \lesssim y$  when there exist a constant  $C$  such that  $x \leq Cy$  and recall that  $\nu = 4k + 2$ . We have six terms to compute to find the order of

$$\int_0^{+\infty} [\varphi_k(x)]^2 f_R(x) dx = (1/2) \int_0^{+\infty} [\varphi_k(u/2)]^2 f_R(u/2) du := \sum_{\ell=1}^6 I_\ell.$$

$$a) I_1 \lesssim \frac{1}{2} \int_0^{1/\nu} f_R(u/2) du \lesssim \|f_R\| \nu^{-1/2} \lesssim \|f_R\| k^{-1/2}.$$

$$b) I_2 \lesssim \nu^{-1/2} \int_{1/\nu}^{\nu/2} f_R(u/2) u^{-1/2} du \lesssim k^{-1/2} \mathbb{E}(R^{-1/2}).$$

$$c) I_3 \lesssim \nu^{-1/2} \nu^{-1/6} \int_{\nu/2}^{\nu - \nu^{1/3}} f_R(u/2) du = o(1/\sqrt{k}), \text{ as } \nu - u \geq \nu^{1/3}.$$

$$d) I_4 \lesssim \nu^{-2/3} \int_{\nu - \nu^{1/3}}^{\nu + \nu^{1/3}} f_R(u/2) du = o(1/\sqrt{k}).$$

$$e) I_5 \lesssim \nu^{-1/2} \int_{\nu + \nu^{1/3}}^{3\nu/2} (u - \nu)^{-1/2} f_R(u/2) du \lesssim \nu^{-1/2} \nu^{-1/6} = o(1/\sqrt{k}),$$

(exp is bounded by 1,  $u - \nu \geq \nu^{1/3}$ ).

$$f) I_6 \lesssim e^{-\gamma_2(3\nu/2)} = o(1/\sqrt{k}).$$

The result of Lemma 7 follows from these orders. □

**B.2. Proof of Corollary 1.** For  $\tau \in W^s(M)$ , we have  $\|\tau - \tau_m\|^2 = \sum_{j \geq m} a_j^2(\tau) \leq Mm^{-s}$ . Moreover, under (A3), we get by Inequality (4) in Proposition 1 that

$$4c^* \sqrt{m} \mathbb{E} \left[ \mathbf{1}_{R_T \geq 1} / R_T \right] \leq C \sqrt{m} / T.$$

The tradeoff between these terms implies the choice  $m_{\text{opt}} = cT^{1/(s+1/2)}$ , and  $m_{\text{opt}} \leq cT$  as  $s \geq 1/2$ . Then, we easily get that

$$\mathbf{C}_1 \|\tau\|_\infty \exp \left( -\frac{\kappa' c^*}{2 \|\tau\|_\infty} \sqrt{m_{\text{opt}}} \right) + \mathbf{C}_2 T^3 \sqrt{\mathbb{E} \left[ \frac{\mathbf{1}_{R_T \geq 1}}{R_T^{10}} \right]} \leq \frac{\mathbf{C}_3}{T},$$

for some constant  $\mathbf{C}_3$ . Therefore,  $\mathbb{E}[\|\widehat{\tau}_{m_{\text{opt}}} - \tau\|^2] \leq Mm_{\text{opt}}^{-s} + C\sqrt{m_{\text{opt}}}/T + O(1/T)$  and thus  $\mathbb{E}[\|\widehat{\tau}_{m_{\text{opt}}} - \tau\|^2] \leq O(T^{-2s/(2s+1)})$ , which is the result of Corollary 1.  $\square$

**B.3. Proof of Corollary 2.** It follows from the Cauchy Schwarz inequality that

$$\mathbb{E} \left[ \frac{\log(1 + R_T)}{R_T} \mathbf{1}_{R_T \geq 1} \right] \leq \sqrt{\mathbb{E} \left[ \frac{\mathbf{1}_{R_T \geq 1}}{R_T^2} \right]} \sqrt{\mathbb{E}[(\log(1 + R_T))^2]}.$$

The function  $x \rightarrow (\log(1 + x))^2$  is concave for  $xe \geq 1$ . Then, decomposing on the events  $\{R_T \leq 1\}$  and  $\{R_T \geq 2\}$  and applying the Jensen inequality leads to,

$$\sqrt{\mathbb{E}[(\log(1 + R_T))^2]} \leq \sqrt{(\log(2))^2 + (\log(1 + \mathbb{E}[R_T]))^2} \leq \log(2) + \log(1 + \mathbb{E}[R_T]).$$

Next, using the inequality (see Grimmett & Stirzaker (2001) p. 420)

$$\mathbb{E}[R_T] \leq \frac{T}{\mu_1} + \frac{1 - \mu_1}{\mu_1}$$

where  $\mu_1 = \mathbb{E}[D_1 \wedge 1] > 0$ , leads to

$$\mathbb{E}[\log(1 + R_T)] \leq \left| \log \left( \frac{T + 1}{\mu_1} \right) \right|.$$

Finally, Inequality (4) of Proposition 1 with  $\alpha = 2$  gives

$$\mathbb{E} \left[ \frac{\log(1 + R_T)}{R_T} \mathbf{1}_{R_T \geq 1} \right] \leq \frac{\sqrt{C_2}}{T} (C_3 + \log(T + 1)),$$

where  $C_1$  is defined in Proposition 1 and  $C_3 = \log(2) + |\log(\mu_1)|$ . This completes the proof.  $\square$

**B.4. Proof of Lemma 3.** Recall that  $g_k(\Delta) = \frac{1}{\Delta} \int_0^\Delta \varphi_j(x) dx$  and that  $\Phi(x) = \int_x^{+\infty} \varphi_j(u) du$ , we get  $g_k(\Delta) = \frac{1}{\Delta} (\Phi_k(0) - \Phi_k(\Delta))$ . Straightforward computations give

$$\int_0^{+\infty} \varphi_k(x) dx = \sqrt{2} \sum_{j=0}^k \binom{k}{j} \frac{(-1)^j}{j!} \int_0^{+\infty} (2x)^j e^{-x} dx = \sqrt{2} \sum_{j=0}^k \binom{k}{j} (-2)^j = \sqrt{2} (-1)^k,$$

and (17) follows. For (18), we start from formula  $\varphi'_k = -\varphi_k - 2 \sum_{\ell=0}^{k-1} \varphi_\ell$  (see Lemma 5.2 in Comte & Dion (2016)), yielding

$$\varphi_j(x) = \Phi_j(x) + 2 \sum_{k=0}^{j-1} \Phi_k(x).$$

This formula implies (18) as

$$\varphi_{j+1} = \Phi_{j+1} + 2 \sum_{k=0}^j \Phi_k = \Phi_{j+1} + \underbrace{\Phi_j + \Phi_j + 2 \sum_{k=0}^{j-1} \Phi_k}_{=\varphi_j}. \quad \square$$

**B.5. Proof of Theorem 4.** Let  $m_{\max}$  denote the maximum dimension  $m$  in  $\widetilde{\mathcal{M}}_T$ . Consider the vectors

$$\mathbf{t} = (a_0(t), \dots, a_{m_{\max}-1}(t))^T$$

in  $\mathbb{R}^{m_{\max}}$ , which are one-to-one related with functions  $t$  of  $S_{m_{\max}}$  by  $t = \sum_{j=0}^{m_{\max}-1} a_j(t) \varphi_j$ . Vectors and functions spaces are denoted in the same way. If  $\mathbf{t}$  is in  $S_m$  for  $m \leq m_{\max}$  we have  $a_m(t) = \dots = a_{m_{\max}-1}(t) = 0$ . Let  $[\mathbf{t}]_m$  be the  $m$ -dimensional vector with coordinates  $(a_0(t), \dots, a_{m-1}(t))^T$ . We also denote by  $\langle \mathbf{u}, \mathbf{v} \rangle_{\mathbb{R}^m}$  the vector scalar product in  $\mathbb{R}^m$ . Therefore, for  $\mathbf{t} \in S_m$ , thanks to the triangular form of  $\mathbf{G}_m(\Delta)^{-2}$ , we have

$$\langle \mathbf{t}, \mathbf{G}_{m_{\max}}(\Delta)^{-2} \widetilde{\mathbf{b}}_{m_{\max}} \rangle_{\mathbb{R}^{m_{\max}}} = \langle [\mathbf{t}]_m, \mathbf{G}_m(\Delta)^{-2} \widetilde{\mathbf{b}}_m \rangle_{\mathbb{R}^m}.$$

Following the lines of the proof of Theorem 1 in Comte *et al.* (2016), and noticing that

$$\widetilde{\tau}_m = \arg \min_{\mathbf{t}_m \in S_m} \widetilde{\gamma}_T(t), \quad \widetilde{\gamma}_T(t) = \|\mathbf{t}_m\|_{\mathbb{R}^{m_{\max}}}^2 - 2 \langle \mathbf{t}_m, \mathbf{G}_{m_{\max}}(\Delta)^{-2} \widetilde{\mathbf{b}}_{m_{\max}} \rangle_{\mathbb{R}^{m_{\max}}}$$

and

$$\widetilde{m} = \arg \min_{m \in \widetilde{\mathcal{M}}_T} \{ \gamma_n(\widetilde{\tau}_m) + \widetilde{\text{pen}}(m) \}$$

we obtain

$$\frac{1}{2} \|\widetilde{\tau}_{\widetilde{m}} - \tau\|^2 \leq \frac{3}{2} \|\tau - \tau_m\|^2 + \widetilde{\text{pen}}(m) + 4 \sup_{\mathbf{t} \in S_{m \vee \widetilde{m}}} [\widetilde{\nu}_T(t)]^2 - \widetilde{\text{pen}}(\widetilde{m})$$

where

$$\widetilde{\nu}_T(\mathbf{t}) = \langle \mathbf{t}, \mathbf{G}_{m_{\max}}(\Delta)^{-2} (\widetilde{\mathbf{b}}_{m_{\max}} - \mathbf{b}_{m_{\max}}) \rangle_{\mathbb{R}^{m_{\max}}}.$$

Now, define  $\widetilde{p}_{R_T}(m, m') = \rho^2(\mathbf{G}_{m \vee m'}(\Delta)^{-2}) p_{R_T}(m, m')$  with  $p_{R_T}$  defined in (29). Writing that

$$\mathbb{E} \left[ \left( \sup_{\mathbf{t} \in S_{m \vee \widetilde{m}}} [\widetilde{\nu}_{R_T}(t)]^2 - \widetilde{p}_{R_T}(m, \widetilde{m}) \right)_+ \right] \leq \sum_{m' \in \widetilde{\mathcal{M}}_T} \mathbb{E} \left[ \left( \sup_{\mathbf{t} \in S_{m \vee m'}} [\widetilde{\nu}_{R_T}(t)]^2 - \widetilde{p}_{R_T}(m, m') \right)_+ \right]$$

and

$$\mathbb{E} \left[ \left( \sup_{\mathbf{t} \in S_{m \vee m'}} [\widetilde{\nu}_{R_T}(t)]^2 - \widetilde{p}_{R_T}(m, m') \right)_+ \right] \leq \rho^2(\mathbf{G}_{m \vee m'}(\Delta)^{-2}) \mathbb{E} \left[ \left( \sup_{\mathbf{t} \in S_{m \vee m'}} [\nu_{R_T}(t)]^2 - p_{R_T}(m, m') \right)_+ \right]$$

we get the result. Indeed  $\rho^2(\mathbf{G}_{m \vee m'}(\Delta)^{-2}) \leq T$  in  $\widetilde{\mathcal{M}}_T$  and the powers of  $R_T$  in the residual terms can be increased at the expense of slightly larger constants.  $\square$

## APPENDIX C. ADDITIONAL NUMERICAL RESULTS

We present hereafter the numerical results corresponding to the distributions presented in Section 5. Tables 3-5 correspond to the comparison of the continuous time and the naive procedures and Tables 6-8 to the comparison of the continuous time and the dead-zone procedures. In all the tables, the lines  $\mathbb{L}_2$  correspond to the value of mean square errors,  $\overline{m}$  to the mean of the selected dimensions. All standard deviations are given in parenthesis.



TABLE 3. Results for  $\tau$  following a  $|\mathcal{N}(1, \frac{1}{2})|$ .

$T$		$\Delta = 0$	$\Delta = 0.01$	$\Delta = 0.1$	$\Delta = 0.3$
	$\overline{m^3 \Delta^2}$		0.02	1.21	5.06
500	$\mathbb{L}_2$	$3.84 \cdot 10^{-3}$ ( $3.31 \cdot 10^{-3}$ )	$3.89 \cdot 10^{-3}$ ( $2.97 \cdot 10^{-3}$ )	$11.00 \cdot 10^{-3}$ ( $4.47 \cdot 10^{-3}$ )	$25.73 \cdot 10^{-3}$ ( $3.76 \cdot 10^{-3}$ )
	$\overline{m}$	8.13 (4.22)	9.00 (3.40)	4.27 (1.27)	3.07 (0.26)
	$\overline{m^3 \Delta^2}$		0.03	3.72	5.93
1000	$\mathbb{L}_2$	$2.17 \cdot 10^{-3}$ ( $1.41 \cdot 10^{-3}$ )	$2.14 \cdot 10^{-3}$ ( $1.41 \cdot 10^{-3}$ )	$9.51 \cdot 10^{-3}$ ( $3.92 \cdot 10^{-3}$ )	$25.26 \cdot 10^{-3}$ ( $2.66 \cdot 10^{-3}$ )
	$\overline{m}$	8.65 (3.17)	9.56 (2.64)	4.81 (1.11)	3.02 (0.14)
	$\overline{m^3 \Delta^2}$		0.09	14.58	5.87
5000	$\mathbb{L}_2$	$0.45 \cdot 10^{-3}$ ( $0.31 \cdot 10^{-3}$ )	$0.51 \cdot 10^{-3}$ ( $0.31 \cdot 10^{-3}$ )	$7.96 \cdot 10^{-3}$ ( $1.98 \cdot 10^{-3}$ )	$24.93 \cdot 10^{-3}$ ( $1.16 \cdot 10^{-3}$ )
	$\overline{m}$	11.53 (2.47)	11.27 (1.03)	5.32 (0.50)	3.00 (0.00)

TABLE 4. Results for  $\tau$  following a  $5 \times \mathcal{B}(6, 3)$ .

$T$		$\Delta = 0$	$\Delta = 0.01$	$\Delta = 0.1$	$\Delta = 0.3$
	$\overline{m^3 \Delta^2}$		0.06	6.19	42.89
500	$\mathbb{L}_2$	$9.03 \cdot 10^{-3}$ ( $4.35 \cdot 10^{-3}$ )	$7.94 \cdot 10^{-3}$ ( $4.14 \cdot 10^{-3}$ )	$15.02 \cdot 10^{-3}$ ( $2.27 \cdot 10^{-3}$ )	$30.46 \cdot 10^{-3}$ ( $2.64 \cdot 10^{-3}$ )
	$\overline{m}$	13.15 (3.87)	15.20 (4.01)	8.08 (0.05)	5.00 (0.00)
	$\overline{m^3 \Delta^2}$		0.12	10.25	46.67
1000	$\mathbb{L}_2$	$5.29 \cdot 10^{-3}$ ( $2.39 \cdot 10^{-3}$ )	$4.81 \cdot 10^{-3}$ ( $2.19 \cdot 10^{-3}$ )	$14.43 \cdot 10^{-3}$ ( $1.27 \cdot 10^{-3}$ )	$30.26 \cdot 10^{-3}$ ( $1.82 \cdot 10^{-3}$ )
	$\overline{m}$	15.93 (3.81)	16.75 (3.12)	8.01 (0.18)	5.00 (0.00)
	$\overline{m^3 \Delta^2}$		0.40	19.21	48.18
5000	$\mathbb{L}_2$	$1.63 \cdot 10^{-3}$ ( $0.68 \cdot 10^{-3}$ )	$2.19 \cdot 10^{-3}$ ( $0.65 \cdot 10^{-3}$ )	$13.92 \cdot 10^{-3}$ ( $0.48 \cdot 10^{-3}$ )	$29.96 \cdot 10^{-3}$ ( $0.81 \cdot 10^{-3}$ )
	$\overline{m}$	25.34 (5.07)	19.32 (1.62)	8.00 (0.00)	5.00(0.00)

TABLE 5. Simulation results for  $\tau$  following a  $(0.4\mathcal{G}(2, \frac{1}{2}) + 0.6\mathcal{G}(16, \frac{1}{4})) \times \frac{8}{5}$  distribution.

$T$		$\Delta = 0$	$\Delta = 0.01$	$\Delta = 0.1$	$\Delta = 0.3$
	$\overline{m^3 \Delta^2}$		0.04	3.74	31.16
500	$\mathbb{L}_2$	$6.61 \cdot 10^{-3}$ ( $3.19 \cdot 10^{-3}$ )	$6.25 \cdot 10^{-3}$ ( $3.26 \cdot 10^{-3}$ )	$7.17 \cdot 10^{-3}$ ( $2.44 \cdot 10^{-3}$ )	$26.22 \cdot 10^{-3}$ ( $20.00 \cdot 10^{-3}$ )
	$\overline{m}$	10.49 (3.16)	11.93 (3.36)	7.01 (0.14)	5.47 (1.32)
	$\overline{m^3 \Delta^2}$		0.06	4.46	31.08
1000	$\mathbb{L}_2$	$3.70 \cdot 10^{-3}$ ( $1.87 \cdot 10^{-3}$ )	$3.46 \cdot 10^{-3}$ ( $1.75 \cdot 10^{-3}$ )	$5.84 \cdot 10^{-3}$ ( $1.25 \cdot 10^{-3}$ )	$19.46 \cdot 10^{-3}$ ( $9.82 \cdot 10^{-3}$ )
	$\overline{m}$	12.48 (3.37)	13.09 (2.95)	7.00 (0.06)	5.88 (0.65)
	$\overline{m^3 \Delta^2}$		0.18	11.76	30.88
5000	$\mathbb{L}_2$	$0.77 \cdot 10^{-3}$ ( $0.40 \cdot 10^{-3}$ )	$0.88 \cdot 10^{-3}$ ( $0.52 \cdot 10^{-3}$ )	$4.77 \cdot 10^{-3}$ ( $0.35 \cdot 10^{-3}$ )	$17.02 \cdot 10^{-3}$ ( $0.95 \cdot 10^{-3}$ )
	$\overline{m}$	16.78 (2.72)	15.18 (1.63)	7.00 (0.00)	6.00 (0.00)

TABLE 6. Simulation results for  $\tau$  following a  $|\mathcal{N}(1, \frac{1}{2})|$  under the dead-zone assumption ( $\eta = 1$ ).

$T$		$\Delta = 0$	$\Delta = 0.01$	$\Delta = 0.1$	$\Delta = 0.5$	$\Delta = 0.75$
500	$\mathbb{L}_2$	$7.01 \cdot 10^{-3}$ ( $3.26 \cdot 10^{-3}$ )	$6.93 \cdot 10^{-3}$ ( $3.68 \cdot 10^{-3}$ )	$6.68 \cdot 10^{-3}$ ( $3.12 \cdot 10^{-3}$ )	$8.48 \cdot 10^{-3}$ ( $4.73 \cdot 10^{-3}$ )	$18.33 \cdot 10^{-3}$ ( $12.37 \cdot 10^{-3}$ )
	$\overline{m}$	9.07 (3.96)	8.28 (4.72)	7.64 (1.98)	6.27 (0.98)	4.29 (0.79)
	$\overline{m^3 \Delta^2}$					
1000	$\mathbb{L}_2$	$6.27 \cdot 10^{-3}$ ( $1.61 \cdot 10^{-3}$ )	$6.03 \cdot 10^{-3}$ ( $1.96 \cdot 10^{-3}$ )	$5.94 \cdot 10^{-3}$ ( $1.87 \cdot 10^{-3}$ )	$5.41 \cdot 10^{-3}$ ( $2.37 \cdot 10^{-3}$ )	$10.56 \cdot 10^{-3}$ ( $4.59 \cdot 10^{-3}$ )
	$\overline{m}$	9.97 (5.29)	9.33 (6.12)	8.19 (2.87)	6.91 (0.34)	5.55 (0.92)
	$\overline{m^3 \Delta^2}$					
5000	$\mathbb{L}_2$	$3.93 \cdot 10^{-3}$ ( $1.13 \cdot 10^{-3}$ )	$3.94 \cdot 10^{-3}$ ( $1.00 \cdot 10^{-3}$ )	$4.57 \cdot 10^{-3}$ ( $0.98 \cdot 10^{-3}$ )	$5.26 \cdot 10^{-3}$ ( $0.77 \cdot 10^{-3}$ )	$5.96 \cdot 10^{-3}$ ( $0.96 \cdot 10^{-3}$ )
	$\overline{m}$	34.14 (11.85)	34.44 (10.13)	19.74 (0.45)	7.29 (0.45)	7.00 (0.00)

TABLE 7. Simulation results for  $\tau$  following a  $5 \times \mathcal{B}(6, 3)$  under the dead-zone assumption ( $\eta = 1$ ).

$T$		$\Delta = 0$	$\Delta = 0.01$	$\Delta = 0.1$	$\Delta = 0.5$	$\Delta = 0.75$
500	$\mathbb{L}_2$	$6.45 \cdot 10^{-3}$ ( $4.25 \cdot 10^{-3}$ )	$7.00 \cdot 10^{-3}$ ( $4.83 \cdot 10^{-3}$ )	$7.04 \cdot 10^{-3}$ ( $4.79 \cdot 10^{-3}$ )	$19.90 \cdot 10^{-3}$ ( $8.58 \cdot 10^{-3}$ )	$53.09 \cdot 10^{-3}$ ( $6.80 \cdot 10^{-3}$ )
	$\overline{m}$	14.70 (4.00)	14.07 (4.32)	13.03 (2.91)	7.00 (1.01)	5.03 (0.18)
	$\overline{m^3 \Delta^2}$					
1000	$\mathbb{L}_2$	$3.65 \cdot 10^{-3}$ ( $2.45 \cdot 10^{-3}$ )	$3.65 \cdot 10^{-3}$ ( $2.70 \cdot 10^{-3}$ )	$3.72 \cdot 10^{-3}$ ( $2.66 \cdot 10^{-3}$ )	$15.49 \cdot 10^{-3}$ ( $3.58 \cdot 10^{-3}$ )	$36.92 \cdot 10^{-3}$ ( $15.60 \cdot 10^{-3}$ )
	$\overline{m}$	17.68 (4.15)	17.12 (4.40)	15.60 (2.71)	7.98 (0.20)	5.54 (0.50)
	$\overline{m^3 \Delta^2}$					
5000	$\mathbb{L}_2$	$0.93 \cdot 10^{-3}$ ( $0.54 \cdot 10^{-3}$ )	$0.90 \cdot 10^{-3}$ ( $0.54 \cdot 10^{-3}$ )	$1.01 \cdot 10^{-3}$ ( $0.55 \cdot 10^{-3}$ )	$9.77 \cdot 10^{-3}$ ( $4.90 \cdot 10^{-3}$ )	$15.00 \cdot 10^{-3}$ ( $1.49 \cdot 10^{-3}$ )
	$\overline{m}$	27.57 (4.74)	27.04 (4.98)	22.55 (2.42)	9.86 (1.44)	8.00 (0.00)

TABLE 8. Simulation results for  $\tau$  following a  $(0.4\mathcal{G}(2, \frac{1}{2}) + 0.6\mathcal{G}(16, \frac{1}{4})) \times \frac{8}{5}$  under the dead-zone assumption ( $\eta = 1$ ).

$T$		$\Delta = 0$	$\Delta = 0.01$	$\Delta = 0.1$	$\Delta = 0.5$	$\Delta = 0.75$
500	$\mathbb{L}_2$	$7.52 \cdot 10^{-3}$	$8.59 \cdot 10^{-3}$	$8.58 \cdot 10^{-3}$	$60.60 \cdot 10^{-3}$	$82.05 \cdot 10^{-3}$
		$(4.23 \cdot 10^{-3})$	$(4.58 \cdot 10^{-3})$	$(4.82 \cdot 10^{-3})$	$(16.27 \cdot 10^{-3})$	$(11.61 \cdot 10^{-3})$
	$\bar{m}$	17.81 (2.51)	17.17 (3.36)	16.37 (1.76)	4.80 (2.19)	2.20 (0.45)
1000	$\mathbb{L}_2$	$5.14 \cdot 10^{-3}$	$5.83 \cdot 10^{-3}$	$5.58 \cdot 10^{-3}$	$35.01 \cdot 10^{-3}$	$75.73 \cdot 10^{-3}$
		$(2.27 \cdot 10^{-3})$	$(2.41 \cdot 10^{-3})$	$(2.30 \cdot 10^{-3})$	$(13.46 \cdot 10^{-3})$	$(14.21 \cdot 10^{-3})$
	$\bar{m}$	19.28 (4.46)	18.64 (4.75)	16.97 (1.93)	8.81 (1.84)	2.57 (0.82)
5000	$\mathbb{L}_2$	$2.50 \cdot 10^{-3}$	$2.54 \cdot 10^{-3}$	$3.21 \cdot 10^{-3}$	$20.87 \cdot 10^{-3}$	$54.38 \cdot 10^{-3}$
		$(0.92 \cdot 10^{-3})$	$(0.91 \cdot 10^{-3})$	$(0.67 \cdot 10^{-3})$	$(6.16 \cdot 10^{-3})$	$(4.76 \cdot 10^{-3})$
	$\bar{m}$	35.06 (8.74)	35.53 (9.33)	23.46 (2.78)	10.46 (0.50)	6.24 (0.82)

The mean of the number of observations is around 460 for  $T = 500$ , 930 for  $T = 1000$ , 4600 for  $T = 5000$  in Table 3; around 147 for  $T = 500$ , 297 for  $T = 1000$ , 1497 for  $T = 5000$  in Table 4; around 281 for  $T = 565$ , 297 for  $T = 1000$ , 2840 for  $T = 5000$  in Table 5; 241 for  $T = 500$ , 485 for  $T = 1000$ , 2436 for  $T = 5000$  in Table 6; around 112 for  $T = 500$ , 228 for  $T = 1000$ , 1151 for  $T = 5000$  in Table 7; around 179 for  $T = 500$ , 361 for  $T = 1000$ , 1816 for  $T = 5000$  in Table 8.

#### APPENDIX D. MATLAB FUNCTIONS

##### D.1. Function that computes the Laguerre basis.

```
function phi_j=Laguerre(j,x)
% OUTPUT: evaluates the function phi_j, the j-th Laguerre function, at x.
% INPUT: j: integer. x: vector.
phi_j=zeros(size(x));
if j==0,
    phi_j=sqrt(2)*exp(-x);
else
for k=0:j
    phi_j=phi_j+(-1)^k*factorial(j)/(factorial(k)*factorial(j-k))/factorial(k)*(2*x).^k;
end
phi_j=sqrt(2)*u.*exp(-x);
end
```

##### D.2. Function that computes the adaptive estimator: continuous case.

```
function [f_hat,m_opt]=estim_continuous(M,data,kappa,grid)
% OUTPUT:
% f_hat: adaptive estimator computed on grid
% m_opt: adaptive
% INPUT:
% M: maximal dimension of the projection space
% data: vector of the observations
% kappa: penalty parameter
% grid: vector of points where the estimator is evaluated
RT=length(data);
```

```

a_hat=zeros(M,1);
%% Estimated coefficients
for j=1:M+1
    a_hat(j)=mean(Laguerre(j-1,data));
end
%% Adaptive cutoff
pen=zeros(M,1);
for m=1:M
    hata=a_hat(1:m);
    pen(m)=-hata'*hata+kappa*(1+2*log(1+RT))*sqrt(m)/RT;
end
[c_opt,m_opt]=min(pen);
%% Adaptive estimator
hatafin=a_hat(1:m_opt+1);
f_hat=zeros(1,length(grid));
for j=1:m_opt
    f_hat=f_hat+hatafin(j)*Laguerre(j-1,grid);
end
end

```

### D.3. Function that computes the adaptive estimator: dead-zone case.

```

function [f_hat,m_opt]=estim_deadzone(M,data,kappa1,kappa2,grid,Delta)
% OUTPUT:
% f_hat: adaptive estimator computed on grid
% m_opt: adaptive
% INPUT:
% M: maximal dimension of the projection space
% data: vector of the observations
% kappa12: penalty parameters
% grid: vector of points where the estimator is evaluated
% Delta: sampling rate
%% Computation of the matrix G for the maximal dimension M with Lemma 4.3
GM=zeros(M+1,M+1);
aG=zeros(M+1,Delta);
Phi=zeros(M+1,Delta);
Phi(1)=Laguerre(0,Delta);
aG(1)=(sqrt(2)-Phi(1))/Delta;
for j=2:M+1
    Phi(j)=Laguerre(j-1,Delta)-Laguerre(j-2,Delta)-Phi(j-1);
    aG(j)=((((-1)^(j-1))*sqrt(2)-Phi(j))/Delta;
end
GM(1,1)=aG(1)/sqrt(2);
for i=2:M+1,
    GM(i,i)=aG(1)/sqrt(2);
    for j=1:i-1,
        GM(i,j)=(aG(i-j+1)-aG(i-j))/sqrt(2);
    end
end
end

```

```

RT=length(data);
%% Estimated coefficients
b_hat=zeros(M,1);
for j=1:M+1
    b_hat(j)=mean(Laguerre(j-1,data));
end
%% Adaptive cutoff
pen=zeros(M,1);
for m=1:M,
    Gloc=GM(1:m+1,1:m+1);
    Gloc2=Gloc*Gloc;
    invG2=inv(Gloc2);
    hata=invG2*b_hat(1:m+1,1);
    pen(m)=-hata'*hata+log(1+RT)*sqrt(m)/RT*(kappa1+kappa2*eigs(invG2*invG2',1));
end
[c_opt,m_opt]=min(pen);
%% Adaptive estimator
Gloc=GM(1:m_opt+1,1:m_opt+1);
Gloc2=Gloc*Gloc;
invG2=inv(Gloc2);
hatafin=invG2*b_hat(1:m_opt+1,1);
f_hat=zeros(1,length(grid));
for j=1:m_opt
    f_hat=f_hat+hatafin(j)*Laguerre(j-1,grid);
end
end

```

## REFERENCES

- [1] R. Askey, R. and S. Wainger. Mean convergence of expansions in Laguerre and Hermite series. *Amer. J. Math.* **87**, 695-708, 1965.
- [2] L. Birgé and P. Massart. Minimum contrast estimators on sieves: exponential bounds and rates of convergence. *Bernoulli*, 4(3):329-375, 1998.
- [3] F. Comte and C. Dion. Nonparametric estimation in a multiplicative censoring model with symmetric noise. *Journal of Nonparametric Statistics* 28 (4), 768-801, 2016.
- [4] F. Comte and V. Genon-Catalot. Laguerre and Hermite bases for inverse problems. Preprint MAP5, 2017.
- [5] G. R. Grimmett and D. R. Stirzaker. *Probability and random processes*. Oxford University Press, New York, third edition, 2001.